



Machines, Parts and Accessories Catalog

Sales and Credit Policies

Order Procedures: Our sales department is open from 8:00 AM to 5:00 PM Eastern Time Monday through Friday, except for selected holidays. Orders may be placed by FAX 24 hours a day, 7 days a week. We highly recommend this method of ordering to help save time and eliminate ordering errors and misunderstandings. Jenny will not be held responsible for the shipping charges on items returned as a result of the customer ordering the wrong part.

Special shipping instructions, such as Next Day Air, should be highlighted/circled for easy identification by our sales staff.

Possession of this catalog does not constitute the right to purchase from Jenny Products, Inc.

Prices are subject to change without notice.

No Minimum Order: Jenny will not have a minimum order, however, a \$2.50 small order handling charge will be added to orders under \$25.00 net (not including freight).

Credit Cards: Jenny accepts **Visa, Mastercard, and American Express** Credit Cards.

Open Account Payment Terms: Our standard payment terms are Net 30 Days on all invoices.

Account Balances:

- A.) **Current Account** - Any and all orders will be shipped as soon as possible.
- B.) **Account 31 to 60 Days** - Invoices paid more than 30 days after the invoice date are subject to an interest charge. In an effort to be flexible, this interest charge will be waived if the invoice is paid-in-full prior to 60 days after the invoice date. After the 60th day, the interest charge will be calculated back to the 31st day after the invoice date and there will be no consideration of reversal.
- C.) **Account 61-90 Days** - Orders will be taken, but they will be sent to the customer C.O.D. (Cash on Delivery). The customer will remain on C.O.D. until the account becomes current.
- D.) **Account Past 90 Days** - No orders will be taken, and no shipments will be made until the account becomes current.

Finance Charges: The interest charge will be either 2% per month or 3% over prime (which ever is greater) on the unpaid account balance.

Credit Limits: Established credit limits will now be strictly adhered to in the normal course of business. Should an account exceed the established credit limit, the customer will be so notified. If the account is current, the order will be shipped. Should the account be past due, the order will put on hold until payment for the past due amount is received. The credit limits of all accounts will be automatically reviewed every quarter. Any account that routinely carries a past due amount will have the credit limit reviewed and adjusted according to the payment habits. Should a customer require a higher credit limit, our accounts receivable department should be contacted.

Freight: All items will be shipped via the best way at our discretion. If you have a preference, please let our sales staff know at the time of ordering. All orders will be sent freight prepaid and added to the invoice unless otherwise specified.

Title and all risk of loss or damage to the goods shall pass to Buyer upon delivery to carrier. Carriers (not the Seller) are responsible for products lost or damaged in transit and the Buyer should immediately give written notice of any such loss or damage to the carrier.

Return Goods Policy: Returns may be made only with our permission (request RMA form) and must be shipped prepaid. If permitted, credit will be issued subject to receipt of merchandise in saleable condition, and subject to a 20% handling and restocking charge. Include the invoice number and date, or a copy of the invoice if available, or prices of approximately five (5) years ago will be used as basis for credit. All permitted returns should be made, transportation charges prepaid, to **Jenny Products, Incorporated, 850 North Pleasant Avenue, Somerset, Pennsylvania 15501-1069.**

Defective Material Returns: After replacing defective material from your stock, request return material authorization (RMA) form, and return material prepaid for inspection and possible credit. Give details of reason for return. If, after our inspection, the material is found to be defective, we will credit your account for the cost of the material. All returns should be made, transportation charges prepaid, to **Jenny Products, Incorporated, 850 North Pleasant Avenue, Somerset, Pennsylvania 15501-1069.**

Pressure Washers

Electric Cold Pressure Washers



- ◆ Heavy Duty Powder Coated Roll Cage Frame Construction
- ◆ Pneumatic Wheels with Ball Bearings
- ◆ Nozzle Control
- ◆ Thermal Pump Protection
- ◆ High Pressure Relief Valve
- ◆ Inlet In-Line Water Filter
- ◆ Low Pressure Adjustable Chemical Injection
- ◆ 0°, 15°, 25°, 40° Color Coded Pressure Wash Nozzles and 1 Brass Soap Tip
- ◆ 3/8" Diameter x 50 Foot Quick Coupled Hose
- ◆ Hose Reel Mounting Adapter

	HPJ1020	HPJ1420	HPJ1530	HPJ2040	HPJ2536	HPJ2545	HPJ3040	HPJ3050	HPJ3540
Pump Output									
Pressure (PSI)	1000	1400	1500	2000	2500	2500	3000	3000	3500
Volume (GPM)	2.0	2.0	3.0	4.0	3.6	4.5	4.0	5.0	4.0
Triplex Ceramic Plunger Pump	Standard	Standard	Standard	Standard	Standard	Standard	Standard	Standard	Standard
Direct Drive	Standard	Standard	Standard	Standard	Standard	Standard	Standard	Standard	Standard
Electric Motor									
Horsepower	1-1/2	2	3	5	7-1/2	7-1/2	7-1/2	10	10
115 Volt - 1 Phase	Standard	Standard	N/A	N/A	N/A	N/A	N/A	N/A	N/A
230 Volt - 1 Phase	Optional	Optional	Standard	Standard	Optional	Optional	Optional	Optional	Optional
230 Volt - 3 Phase	N/A	N/A	N/A	Optional	Standard	Standard	Standard	Standard	Standard
460 Volt - 3 Phase	N/A	N/A	N/A	Optional	Optional	Optional	Optional	Optional	Optional
575 Volt - 3 Phase	N/A	N/A	N/A	Optional	Optional	Optional	Optional	Optional	Optional
Price	Call	Call	Call	Call	Call	Call	Call	Call	Call

Pressure Washers

Gasoline Engine Cold Pressure Washers

- ◆ Heavy Duty Powder Coated Roll Cage Frame Construction
- ◆ Pneumatic Wheels with Ball Bearings
- ◆ Nozzle Control
- ◆ Thermal Pump Protection
- ◆ High Pressure Relief Valve
- ◆ Inlet In-Line Water Filter
- ◆ Low Pressure Adjustable Chemical Injection
- ◆ 0°, 15°, 25°, 40° Color Coded Pressure Wash Nozzles and 1 Brass Soap Tip
- ◆ 3/8" Diameter x 50 Foot Quick Coupled Hose
- ◆ Hose Reel Mounting Adapter



	HPJ2030	HPJ2545	HPJ2580	HPJ3035	HPJ3040	HPJ3056	HPJ3540	HPJ3555	HPJ4040	HPJ4045	HPJ5045
Pump Output											
Pressure (PSI)	2000	2500	2500	3000	3000	3000	3500	3500	4000	4000	5000
Volume (GPM)	3.0	4.5	8.0	3.5	4.0	5.6	4.0	5.5	4.0	4.5	4.5
Triplex Ceramic Plunger Pump	Standard	Standard	Standard	Standard	Standard	Standard	Standard	Standard	Standard	Standard	Standard
Direct Drive	Standard	Standard	Standard	Standard	Standard	Standard	Standard	Standard	Standard	Standard	Standard
Gasoline Engine											
Horsepower	6HP OHV	13HP OHV	20HP OHV	11HP OHV	13HP OHV	18HP OHV	15HP OHV	20HP OHV	18HP OHV	20HP OHV	25HP OHV
Starting	Recoil	Recoil or Electric	Electric	Recoil or Electric	Recoil or Electric	Electric	Recoil or Electric	Electric	Electric	Electric	Electric
Oil Sentry	Standard	Standard	Standard	Standard	Standard	Standard	Standard	Standard	Standard	Standard	Standard
Oil Cartridge Filter	N/A	Standard	Standard	Standard	Standard	Standard	Standard	Standard	Standard	Standard	Standard
In-Line Gas Filter	N/A	N/A	Standard	N/A	N/A	Standard	N/A	Standard	Standard	Standard	Standard
Fuel Tank Capacity	3 Quarts	1.25 Gallons	3.0 Gallons	1.25 Gallons	1.25 Gallons	3.0 Gallons	1.25 Gallons	3.0 Gallons	3.0 Gallons	3.0 Gallons	3.0 Gallons
Price	Call	Call	Call	Call	Call	Call	Call	Call	Call	Call	Call

If you don't see what you want give us a call!

Our Website is www.steamjenny.com

Pressure Washers

Oil Fired Entry Level Hot Pressure Washers



- ◆ Heavy Duty Powder Coated Roll Cage Frame Construction
- ◆ Pneumatic Wheels with Ball Bearings
- ◆ Industry Standard Gun Burner
- ◆ Two Quick Coupled 5 Gallon Fuel Tanks
- ◆ Off/On/Burner Rotary Cam Switch Enclosed in a Liquid Tight Junction Box
- ◆ Ground Fault Circuit Interrupter
- ◆ Nozzle Control
- ◆ Thermal Pump Protection
- ◆ High Pressure Relief Valve
- ◆ Inlet In-Line Water Filter
- ◆ Stainless Steel Coil Casing Cover
- ◆ Gun Holder and Built-In Receiver for Hose Reel
- ◆ Low Pressure Adjustable Chemical Injection
- ◆ 0°, 15°, 25°, 40° Color Coded Pressure Wash Nozzles and 1 Brass Soap Tip
- ◆ 3/8" Diameter x 50 Foot Quick Coupled Hose

	ELHW 1021	ELHW 1421	ELHW 1030	ELHW 1530	ELHW 2036	ELHW 2042
Pump Output						
Pressure (PSI)	1000	1400	1000	1500	2000	2000
Volume (GPM)	2.1	2.1	3.0	3.0	3.6	4.2
Triplex Ceramic Plunger Pump	Standard	Standard	Standard	Standard	Standard	Standard
Direct Drive	Standard	Standard	Standard	Standard	Standard	Standard
Temperature						
Temperature Rise	Up to 140°F	Up to 140°F	Up to 140°F	Up to 140°F	Up to 140°F	Up to 140°F
Electric Motor						
Horsepower	1-1/2	2	2	3	5	5
115 Volt - 1 Phase	Standard	Standard	Standard	N/A	N/A	N/A
230 Volt - 1 Phase	Optional	Optional	Optional	Standard	Standard	Standard
Price	Call	Call	Call	Call	Call	Call

Pressure Washers

Oil Fired Hot Pressure Washers

- ◆ Heavy Duty Powder Coated Modular Chassis
- ◆ Jenny's Patent Pending Twin Fire Modular Gun Burner
- ◆ Belt Driven Triplex Ceramic Plunger Pump
- ◆ Lighted Panel Mounted Rocker Switches
- ◆ Liquid Tight Junction Box
- ◆ 24 Volt Intrinsically Safe Control Voltage
- ◆ Ground Fault Circuit Interrupter (Single Phase)
- ◆ Nozzle Control
- ◆ High Pressure Relief Valve
- ◆ High Temperature Limit Protection
- ◆ Stainless Steel Cover
- ◆ Stainless Steel Coil Casing Cover
- ◆ Stainless Steel Float Tank
- ◆ High Pressure Adjustable Chemical Injection
- ◆ 0°, 15°, 25°, 40° Color Coded Pressure Wash Nozzles
- ◆ 3/8" Diameter x 50 Foot Quick Coupled Hose



	HPW 753	HPW 1223	HPW 1530	HPW 1550	HPW 2040	HPW 3040	HPW 3050	HPW 3540
Pump Output								
Pressure (PSI)	750	1200	1500	1500	2000	3000	3000	3500
Volume (GPM)	3.0	2.3	3.0	5.0	4.0	4.0	5.0	4.0
Triplex Ceramic Plunger Pump	Standard	Standard	Standard	Standard	Standard	Standard	Standard	Standard
Belt Drive	Standard	Standard	Standard	Standard	Standard	Standard	Standard	Standard
Temperature								
Temperature Rise	140°F	140°F	140°F	140°F	140°F	140°F	140°F	140°F
Electric Motor								
HorsePower	1-1/2	2	3	5	5	7-1/2	10	10
115 Volt - 1 Phase	Standard	Standard	N/A	N/A	N/A	N/A	N/A	N/A
230 Volt - 1 Phase	Optional	Optional	Standard	Standard	Standard	Optional	N/A	N/A
230 Volt - 3 Phase	N/A	N/A	N/A	Optional	Optional	Standard	Standard	Standard
460 Volt - 3 Phase	N/A	N/A	N/A	Optional	Optional	Optional	Optional	Optional
575 Volt - 3 Phase	N/A	N/A	N/A	Optional	Optional	Optional	Optional	Optional
Gasoline Engine	N/A	N/A	N/A	11 HP OHV	11 HP OHV	13 HP OHV	N/A	15 HP OHV
Fuel Capacity	7.7 Gallons	7.7 Gallons	7.7 Gallons	13.0 Gallons	13.0 Gallons	13.0 Gallons	13.0 Gallons	13.0 Gallons
Solution Capacity	Separate Container	Separate Container	Separate Container	Separate Container	Separate Container	Separate Container	Separate Container	Separate Container
Price	Call	Call	Call	Call	Call	Call	Call	Call

If you don't see what you want give us a call!

Our Website is www.steamjenny.com

Pressure Washers

Gas Fired Hot Pressure Washers

- ◆ Heavy Duty Powder Coated Modular Chassis
- ◆ Natural Updraft Gas Burner
- ◆ Automatic Electronic Pilot Ignition System
- ◆ Belt Driven Triplex Ceramic Plunger Pump
- ◆ Lighted Panel Mounted Rocker Switches
- ◆ Liquid Tight Junction Box
- ◆ 24 Volt Intrinsically Safe Control Voltage
- ◆ Ground Fault Circuit Interrupter (Single Phase)
- ◆ Nozzle Control
- ◆ High Pressure Relief Valve
- ◆ High Temperature Limit Protection
- ◆ Stainless Steel Cover
- ◆ Stainless Steel Coil Casing Cover
- ◆ Stainless Steel Float Tank
- ◆ Draft Diverter
- ◆ High Pressure Adjustable Chemical Injection
- ◆ 0°, 15°, 25°, 40° Color Coded Pressure Wash Nozzles
- ◆ 3/8" Diameter x 50 Foot Quick Coupled Hose



	HPW 753	HPW 1223	HPW 1530	HPW 1550	HPW 1510	HPW 1880	HPW 2040	HPW 2560	HPW 3040	HPW 3050	HPW 3540
Pump Output											
Pressure (PSI)	750	1200	1500	1500	1500	1800	2000	2500	3000	3000	3500
Volume (GPM)	3.0	2.3	3.0	5.0	10.0	8.0	4.0	6.0	4.0	5.0	4.0
Triplex Ceramic Plunger Pump	Standard	Standard	Standard	Standard	Standard	Standard	Standard	Standard	Standard	Standard	Standard
Belt Drive	Standard	Standard	Standard	Standard	Standard	Standard	Standard	Standard	Standard	Standard	Standard
Temperature											
Temperature Rise	140°F	140°F	140°F	140°F	140°F	140°F	140°F	140°F	140°F	140°F	140°F
Electric Motor											
Horsepower	1-1/2	2	3	5	10	10	5	10	7-1/2	10	10
115 Volt - 1 Phase	Standard	Standard	N/A	N/A	N/A	N/A	N/A	N/A	N/A	N/A	N/A
230 Volt - 1 Phase	Optional	Optional	Standard	Standard	N/A	N/A	Standard	N/A	Optional	N/A	N/A
230 Volt - 3 Phase	N/A	N/A	N/A	Optional	Optional	Standard	Optional	Standard	Standard	Standard	Standard
460 Volt - 3 Phase	N/A	N/A	N/A	Optional	Optional	Optional	Optional	Optional	Optional	Optional	Optional
575 Volt - 3 Phase	N/A	N/A	N/A	Optional	Optional	Optional	Optional	Optional	Optional	Optional	Optional
Solution Capacity	Separate Container	Separate Container	Separate Container	Separate Container	Separate Container	Separate Container	Separate Container	Separate Container	Separate Container	Separate Container	Separate Container
Price	Call	Call	Call	Call	Call	Call	Call	Call	Call	Call	Call

Steam Cleaners

Oil Fired Steam Cleaners



- ◆ Heavy Duty Powder Coated Modular Chassis
- ◆ Jenny's Patent Pending Twin Fire Modular Gun Burner
- ◆ Belt Driven Triplex Ceramic Plunger Pump
- ◆ Lighted Panel Mounted Rocker Switches
- ◆ Liquid Tight Junction Box
- ◆ 24 Volt Intrinsically Safe Control Voltage
- ◆ Ground Fault Circuit Interrupter (Single Phase)
- ◆ Nozzle Control
- ◆ High Pressure Relief Valve
- ◆ High Temperature Limit Protection
- ◆ Stainless Steel Cover
- ◆ Stainless Steel Coil Casing Cover
- ◆ Stainless Steel Float Tank
- ◆ High Pressure Adjustable Chemical Injection
- ◆ Round and Flat Steam Nozzles
- ◆ 3/8" Diameter x 50 Foot Quick Coupled Hose

	SJ 70	SJ 100	SJ 120
Pump Output			
Steam Cleaner Pressure (PSI)	100-200	100-200	100-200
Steam Cleaner Volume (GPM)	70 GPH	100 GPH	120 GPH
Steam Cleaner Temperature	325°F	325°F	325°F
Triplex Ceramic Plunger Pump	Standard	Standard	Standard
Belt Drive	Standard	Standard	Standard
Electric Motor			
HorsePower	1	1	1
115 Volt - 1 Phase	Standard	Standard	Standard
230 Volt - 1 Phase	Optional	Optional	Optional
230 Volt - 3 Phase	N/A	Optional	Optional
460 Volt - 3 Phase	N/A	Optional	Optional
575 Volt - 3 Phase	N/A	Optional	Optional
Solution Capacity	Separate Container	Separate Container	Separate Container
Price	Call	Call	Call

These are
Real
325°F
Steam
Cleaners
not 250°F
Hot
Pressure
Washers

Steam Cleaners

Gas Fired Steam Cleaners

- ◆ Heavy Duty Powder Coated Modular Chassis
- ◆ Natural Updraft Gas Burner
- ◆ Automatic Electronic Pilot Ignition System
- ◆ Belt Driven Triplex Ceramic Plunger Pump
- ◆ Lighted Panel Mounted Rocker Switches
- ◆ Liquid Tight Junction Box
- ◆ 24 Volt Intrinsically Safe Control Voltage
- ◆ Ground Fault Circuit Interrupter (Single Phase)
- ◆ Nozzle Control
- ◆ High Pressure Relief Valve
- ◆ High Temperature Limit Protection
- ◆ Stainless Steel Cover
- ◆ Stainless Steel Coil Casing Cover
- ◆ Stainless Steel Float Tank
- ◆ Draft Diverter
- ◆ High Pressure Adjustable Chemical Injection
- ◆ Round and Flat Steam Nozzles
- ◆ 3/8" Diameter x 50 Foot Quick Coupled Hose



	SJ 70	SJ 100	SJ 120	SJ 150	SJ 180	SJ 240	SJ 300
Pump Output							
Steam Cleaner Pressure	100-200	100-200	100-200	100-200	100-200	100-200	100-200
Steam Cleaner Volume	70 GPH	100 GPH	120 GPH	150 GPH	180 GPH	240 GPH	300 GPH
Steam Cleaner Temperature	325°F	325°F	325°F	325°F	325°F	325°F	325°F
Triplex Plunger	Standard	Standard	Standard	Standard	Standard	Standard	Standard
Belt Drive Pump	Standard	Standard	Standard	Standard	Standard	Standard	Standard
Electric Motor							
Horsepower	1	1	1	1	1-1/2	1-1/2	1-1/2
115 Volt - 1 Phase	Standard	Standard	Standard	Standard	Standard	Standard	Standard
230 Volt - 1 Phase	Optional	Optional	Optional	Optional	Optional	Optional	Optional
230 Volt - 3 Phase	N/A	Optional	Optional	Optional	Optional	Optional	Optional
460 Volt - 3 Phase	N/A	Optional	Optional	Optional	Optional	Optional	Optional
575 Volt - 3 Phase	N/A	Optional	Optional	Optional	Optional	Optional	Optional
Solution Capacity	Separate Container	Separate Container	Separate Container	Separate Container	Separate Container	Separate Container	Separate Container
Price	Call	Call	Call	Call	Call	Call	Call

Combination Washers

(Cold Pressure Washer, Hot Pressure Washer and Steam Cleaner in One Unit)

Oil Fired Combination Washers

- ◆ Heavy Duty Powder Coated Modular Chassis
- ◆ Jenny's Patent Pending Twin Fire Modular Gun Burner
- ◆ Belt Driven Triplex Ceramic Plunger Pump
- ◆ Lighted Panel Mounted Rocker Switches
- ◆ Liquid Tight Junction Box
- ◆ 24 Volt Intrinsically Safe Control Voltage
- ◆ Ground Fault Circuit Interrupter (Single Phase)
- ◆ Nozzle Control
- ◆ High Pressure Relief Valve
- ◆ High Temperature Limit Protection
- ◆ Stainless Steel Cover
- ◆ Stainless Steel Coil Casing Cover
- ◆ Stainless Steel Float Tank
- ◆ High Pressure Adjustable Chemical Injection
- ◆ 0°, 15°, 25°, 40° Color Coded Pressure Wash Nozzles and 1 Steam Nozzle
- ◆ 3/8" Diameter x 50 Foot Quick Coupled Hose



	753-C	1223-C	1530-C	1550-C	2040-C	3040-C	3050-C	3540-C
Pump Output								
Pressure Wash Pressure (PSI)	750	1200	1500	1500	2000	3000	3000	3500
Pressure Wash Volume (GPM)	3.0	2.3	3.0	5.0	4.0	4.0	5.0	4.0
Pressure Wash Temperature Rise	140°F	140°F	140°F	140°F	140°F	140°F	140°F	140°F
Steam Cleaner Pressure (PSI)	100-200	100-200	100-200	100-200	100-200	100-200	100-200	100-200
Steam Cleaner Volume (GPM)	70 GPH	70 GPH	70 GPH	110 GPH	110 GPH	110 GPH	110 GPH	110 GPH
Steam Cleaner Temperature	325°F	325°F	325°F	325°F	325°F	325°F	325°F	325°F
Triplex Ceramic Plunger Pump	Standard	Standard	Standard	Standard	Standard	Standard	Standard	Standard
Belt Drive	Standard	Standard	Standard	Standard	Standard	Standard	Standard	Standard
Electric Motor								
Horsepower	1-1/2	2	3	5	5	7-1/2	10	10
115 Volt - 1 Phase	Standard	Standard	N/A	N/A	N/A	N/A	N/A	N/A
230 Volt - 1 Phase	Optional	Optional	Standard	Standard	Standard	Optional	N/A	N/A
230 Volt - 3 Phase	N/A	N/A	N/A	Optional	Optional	Standard	Standard	Standard
460 Volt - 3 Phase	N/A	N/A	N/A	Optional	Optional	Optional	Optional	Optional
575 Volt - 3 Phase	N/A	N/A	N/A	Optional	Optional	Optional	Optional	Optional
Gasoline Engine	N/A	N/A	N/A	11 HP OHV	11 HP OHV	13 HP OHV	N/A	15 HP OHV
Fuel Capacity	7.7 Gallons	7.7 Gallons	7.7 Gallons	13.0 Gallons	13.0 Gallons	13.0 Gallons	13.0 Gallons	13.0 Gallons
Solution Capacity	Separate Container	Separate Container	Separate Container	Separate Container	Separate Container	Separate Container	Separate Container	Separate Container
Price	Call	Call	Call	Call	Call	Call	Call	Call

If you don't see what you want give us a call!

Our Website is www.steamjenny.com

Combination Washers

(Cold Pressure Washer, Hot Pressure Washer and Steam Cleaner in One Unit)

Gas Fired Combination Washers

- ◆ Heavy Duty Powder Coated Modular Chassis
- ◆ Natural Updraft Gas Burner
- ◆ Automatic Electronic Pilot Ignition System
- ◆ Belt Driven Triplex Ceramic Plunger Pump
- ◆ Lighted Panel Mounted Rocker Switches
- ◆ Liquid Tight Junction Box
- ◆ 24 Volt Intrinsically Safe Control Voltage
- ◆ Ground Fault Circuit Interrupter (Single Phase)
- ◆ Nozzle Control
- ◆ High Pressure Relief Valve
- ◆ High Temperature Limit Protection
- ◆ Stainless Steel Cover
- ◆ Stainless Steel Coil Casing Cover
- ◆ Stainless Steel Float Tank
- ◆ Draft Diverter
- ◆ High Pressure Adjustable Chemical Injection
- ◆ 0°, 15°, 25°, 40° Color Coded Pressure Wash Nozzles and 1 Steam Nozzle
- ◆ 3/8" Diameter x 50 Foot Quick Coupled Hose



	753-C	1223-C	1530-C	1550-C	1510-C	1880-C	2040-C	2560-C	3040-C	3050-C
Pump Output										
Pressure Wash Pressure (PSI)	750	1200	1500	1500	1500	1800	2000	2500	3000	3000
Pressure Wash Volume (GPM)	3.0	2.3	3.0	5.0	10.0	8.0	4.0	6.0	4.0	5.0
Pressure Wash Temperature Rise	140°F	140°F	140°F	140°F	140°F	140°F	140°F	140°F	140°F	140°F
Steam Cleaner Pressure (PSI)	100-200	100-200	100-200	100-200	100-200	100-200	100-200	100-200	100-200	100-200
Steam Cleaner Volume (GPM)	70 GPH	70 GPH	70 GPH	110 GPH	300 GPH	240 GPH	110 GPH	180 GPH	110 GPH	110 GPH
Steam Cleaner Temperature	325°F	325°F	325°F	325°F	325°F	325°F	325°F	325°F	325°F	325°F
Triplex Ceramic Plunger Pump	Standard	Standard	Standard	Standard	Standard	Standard	Standard	Standard	Standard	Standard
Belt Drive	Standard	Standard	Standard	Standard	Standard	Standard	Standard	Standard	Standard	Standard
Electric Motor										
Horsepower	1-1/2	2	3	5	10	10	5	10	7-1/2	10
115 Volt - 1 Phase	Standard	Standard	N/A	N/A	N/A	N/A	N/A	N/A	N/A	N/A
230 Volt - 1 Phase	Optional	Optional	Standard	Standard	N/A	N/A	Standard	N/A	Optional	N/A
230 Volt - 3 Phase	N/A	N/A	N/A	Optional	Optional	Standard	Optional	Standard	Standard	Standard
460 Volt - 3 Phase	N/A	N/A	N/A	Optional	Optional	Optional	Optional	Optional	Optional	Optional
575 Volt - 3 Phase	N/A	N/A	N/A	Optional	Optional	Optional	Optional	Optional	Optional	Optional
Solution Capacity	Separate Container	Separate Container	Separate Container	Separate Container	Separate Container	Separate Container	Separate Container	Separate Container	Separate Container	Separate Container
Price	Call	Call	Call	Call	Call	Call	Call	Call	Call	Call

Combination Washers

(Cold Pressure Washer, Hot Pressure Washer and Steam Cleaner in One Unit)

All-Electric Combination Washers



- ◆ Heavy Duty Powder Coated Chassis
- ◆ Jenny's Electric Resistance Element Progressive Heating System Designed for Continuous Heating
- ◆ Belt Driven Triplex Ceramic Plunger Pump
- ◆ Lighted Panel Mounted Rocker Switches
- ◆ Liquid Tight Junction Box
- ◆ 24 Volt Intrinsically Safe Control Voltage
- ◆ Nozzle Control
- ◆ High Pressure Relief Valve
- ◆ High Temperature Limit Protection
- ◆ Stainless Steel Cover
- ◆ Stainless Steel Coil Casing Cover
- ◆ Stainless Steel Float Tank
- ◆ High Pressure Adjustable Chemical Injection
- ◆ 0°, 15°, 25°, 40° Color Coded Pressure Wash Nozzles and 1 Steam Nozzle
- ◆ 3/8" Diameter x 50 Foot Quick Coupled Hose

	E-300-C	E-1000-C	E-2000-C	E-3000-C
Pump Output				
Pressure Wash Pressure (PSI)	600	1200	2000	3000
Pressure Wash Volume (GPM)	3.0	2.3	3.0	4.0
Pressure Wash Temperature Rise	140°F	140°F	140°F	140°F
Steam Cleaner Pressure (PSI)	100-200	100-200	100-200	100-200
Steam Cleaner Volume (GPM)	35 GPH	40 GPH	90 GPH	90 GPH
Steam Cleaner Temperature	325°F	325°F	325°F	325°F
Triplex Ceramic Plunger Pump	Standard	Standard	Standard	Standard
Belt Drive	Standard	Standard	Standard	Standard
Electric Motor Horsepower	1-1/2	2	5	7-1/2
Available Voltages				
208 Volt - 3 Phase	73 Amps	108 Amps	Not Available	Not Available
230 Volt - 3 Phase	64 Amps	98 Amps	Not Available	Not Available
460 Volt - 3 Phase	32 Amps	49 Amps	94 Amps	99 Amps
575 Volt - 3 Phase	27 Amps	39 Amps	70 Amps	73 Amps
Solution Capacity	5 Gallons	6 Gallons	6 Gallons	6 Gallons
Price	Call	Call	Call	Call

Chemical Drum Kits



All Purpose Cleaner Kit

- ◆ Safe, Economical, and Effective
- ◆ Kits are mixed by the customer to reduce product and shipping costs
- ◆ Available in 5 or 55 Gallon Kits

Jenny Part Number	Description	Package Size
CK-APC-5	All Purpose Cleaner Kit	5 Gallons
CK-APC-55	All Purpose Cleaner Kit	55 Gallons

Heavy Duty Cleaner Kit

- ◆ Features a Balanced Blend of Emulsifiers, Solvents, and High Alkaline Builders
- ◆ Ideally suited for Heavy Duty Steam Cleaning and Degreasing and Concrete Floor Cleaning



Jenny Part Number	Description	Package Size
CK-HDC-55	Heavy Duty Cleaner Kit	55 Gallons

Heavy Duty Truck Wash Kit

- ◆ Ideally suited for Truck and Fleet Washing
- ◆ Kits are mixed by the customer to reduce product and shipping costs



Jenny Part Number	Description	Package Size
CK-TW-55	Heavy Duty Truck Wash Kit	55 Gallons

Extreme Duty Degreaser Kit

- ◆ Best Suited for only the Toughest and Most Stubborn Cleaning Jobs
- ◆ High Strength Cleaning Components Rich with High Alkalines



Jenny Part Number	Description	Package Size
CK-XDD-55	Extreme Duty Degreaser Kit	55 Gallons

Powdered Chemicals

All Purpose Powder



- ◆ Safe, Economical, and Effective on any Washable Surface
- ◆ Straight Synthetic Bio-Degradable Formula
- ◆ Features a Special Combination of Builders and Emulsifiers

Jenny Part Number	Description	Package Size
CP-AP-40	All Purpose Powder	40 Pounds

Car Wash Detergent

- ◆ Mild Alkaline Powder designed to be used in Fully or Semi- Automatic Car Washes, Professional Pressure Washing Equipment or Hand Washing.
- ◆ Free Rinsing, Non-Irritating and Non-Toxic

Jenny Part Number	Description	Package Size
CP-CWD-40	Car Wash Detergent Powder	40 Pounds



Heavy Duty Powder



- ◆ Super Concentrated Powder with a Light Caustic Base for Maximum Penetration and Soil Run-Off
- ◆ Rinses Quickly and Easily

Jenny Part Number	Description	Package Size
CP-HD-40	Heavy Duty Powder	40 Pounds

Super Hot Steam Cleaner Powder

- ◆ Formulated to Remove Heavily Encrusted Grease, Oil and Hard to Clean Soils
- ◆ Features a Special Blend of Emulsifiers without a High Caustic Content

Jenny Part Number	Description	Package Size
CP-SHSC-40	Super Hot Steam Cleaner Powder	40 Pounds



Powdered Chemicals



Cabinet Washer Powder

- ◆ Aluminum and All Metal Safe Specifically Formulated for Cabinet and Pass-Thru Washers
- ◆ Long Lasting, Safe, Non-Corrosive and Produces No Fumes

Jenny Part Number	Description	Package Size
CP-CW-40	Cabinet Washer Powder	40 Pounds

Coil Clean Powder

- ◆ Designed to Dissolve Lime and Scale Build-Up in Coils
- ◆ Used as Directed is Safe for Equipment and Personnel

Jenny Part Number	Description	Package Size
CP-CC-5	Coil Clean Powder	8 Lb. Containers 4 Per Case



Liquid Chemicals

Spray Wax Liquid



- ◆ Formulated for the Car and Truck Wash Industry
- ◆ Features the Finest Wax Technology
- ◆ Instant Wax Protection can be used either Hot or Cold and Requires No Final Buffing

Jenny Part Number	Description	Package Size
CL-SW-5	Spray Wax Liquid	5 Gallons
CL-SW-55	Spray Wax Liquid	55 Gallons

Special Application Chemicals can be Custom Blended

Liquid Chemicals

Graffiti Removal Liquid

- ◆ Bio-Degradable
- ◆ Fast Acting - Spray On, Let Stand, Wipe or Pressure Rinse off Graffiti
- ◆ Free Rinsing
- ◆ Leaves No Trace
- ◆ Water Based
- ◆ Non-Flammable
- ◆ No Acids, Phosphates or Methelene Chlorides
- ◆ Pre-Mixed and Ready to Use
- ◆ Mild Odor



Jenny Part Number	Description	Package Size
CL-GRL-025	Graffiti Removal Liquid	1 Quart
CL-GRL-1	Graffiti Removal Liquid	1 Gallon
CL-GRL-5	Graffiti Removal Liquid	5 Gallons

Masonry Graffiti Removal Liquid



- ◆ Professional Strength
- ◆ Bio-Degradable
- ◆ Fast Acting - Spray On, Let Stand, Wipe or Pressure Rinse off Graffiti
- ◆ Free Rinsing Leaving No Trace
- ◆ Water Based and Non-Flammable
- ◆ No Acids, Phosphates or Methelene Chloride
- ◆ Pre-Mixed and Ready to Use
- ◆ Mild Odor

Jenny Part Number	Description	Package Size
CL-MGRL-025	Masonry Graffiti Removal Liquid	1 Quart
CL-MGRL-1	Masonry Graffiti Removal Liquid	1 Gallon
CL-MGRL-5	Masonry Graffiti Removal Liquid	5 Gallons

Ventilation Equipment

Direct Drive Fans

- ◆ Fully Assembled and Ready to Operate
- ◆ Sturdy Welded Steel Frame and Aluminum Blade
- ◆ Rugged Safety Guard Standard with Each Model



Blade Size	Model	H.P.	R.P.M.	0" S.P.	1/8" S.P.	1/4" S.P.
12"	D1207	1/15	1050	1305	750	430
16"	D1607	1/15	1050	1560	1170	880
	D1625	1/4	1725	2690	2460	2250
	D1625-2	1/4-1/12	1725-1140	2690-1780	2460-1460	2250-1200
20"	D2025	1/4	1725	3100	2780	2430
	D2025-2	1/4-1/12	1725-1140	3100-2055	2780-1860	2430-1590
	D2033	1/3	1725	3920	3520	3170
24"	D2425	1/4	1725	3680	3250	2460
	D2425-2	1/4-1/12	1725-1140	3680-2440	3250-1990	2460-1630
	D2433	1/3	1725	4390	4070	3800
	D2450	1/2	1725	5020	4720	4450
	D2450-2	1/2-1/6	1725-1140	5020-3320	4720-3120	4450-2940

Belt Drive Fans

- ◆ Fully Assembled and Ready to Operate
- ◆ Sturdy Welded Steel Frame and Steel Blade
- ◆ All Motors are Totally Enclosed

Blade Size	Model	H.P.	R.P.M.	0" S.P.	1/8" S.P.	1/4" S.P.
24"	B2425	1/4	635	3590	2810	1875
	B2425-2	1/4-1/12	635-420	3590-2370	2810-1860	1875-1250
	B2433	1/3	680	3850	3010	2010
30"	B3025	1/4	455	4900	4400	2660
	B2025-2	1/4-1/12	455-300	4900-3230	4400-2900	2660-1755
	B3033	1/3	500	5390	4840	2920
	B3050	1/2	635	6850	6160	4110
	B3050-2	1/2-1/6	635-420	6850-4530	6160-4070	4110-2720
	B3075	3/4	680	7330	6595	4400
36"	B3633	1/3	380	6320	5680	3700
	B3650	1/2	445	7370	6620	4400
	B3650-2	1/2-1/6	445-290	7370-4860	6620-4370	4400-2900
	B3675	3/4	505	8370	7520	4990
	B36100	1	540	9220	8400	6680
	B36150	1-1/2	655	10860	10430	9720



Ventilation Equipment

Explosion Proof Fans

- ◆ Fully Assembled and Ready to Operate
- ◆ Sturdy Welded Steel Frame and Plastic Blade
- ◆ Explosion Proof Motor



Blade Size	Model	H.P.	R.P.M.	0" S.P.	1/8" S.P.	1/4" S.P.
16"	D1625X	1/4	1725	2690	2460	2250
	D1633X	1/3	1725	3110	2990	2800
	D1633XV	1/3	1650-500	2920-900	2810-865	2630-815
20"	D2033X	1/3	1725	4375	4180	3320
	D2033XV	1/3	1650-500	4110-1270	3930-1210	3120-905
24"	B2433X	1/4	1725	4900	4730	4400
	B2433XV	1/4-1/12	1650-500	4690-2680	4520-2590	4200-2405
	B2450X	1/3	1725	5580	5390	5000

Shutters

- ◆ Fully Assembled and Ready to Use
- ◆ Corrosion Resistant All Aluminum Construction



Type	Blade Size	Model	Estimated Shp Wt.
Automatic	12	A-12	4
	16	A-16	5
	20	A-20	7
	24	A-24	9
	30	A-30	12
	36	A-36	15
Motor Unit Only		M-0	4
Motorized	12	M-12	8
	16	M-16	9
	20	M-20	11
	24	M-24	13
	30	M-30	16
	36	M-36	19

Pressure Washer Hoses



Pressure Washer Hose

- ◆ 250°F Maximum Temperature
- ◆ 3000 and 5000 PSI Working Pressures
- ◆ One or Two Wire Braid

Jenny Part Number	Maximum Pressure	Hose Diameter	Hose Length
JD7790	3000 PSI	3/8 in.	25 ft.
JD7790-A	3000 PSI	3/8 in.	50 ft.
JD7790-B	3000 PSI	3/8 in.	100 ft.
JD7789	5000 PSI	3/8 in.	25 ft.
JD7789-A	5000 PSI	3/8 in.	50 ft.
JD7789-B	5000 PSI	3/8 in.	100 ft.

Combination Steam Cleaner/ Pressure Washer Hose

- ◆ 3000 PSI @ 250°F Hot Water Working Pressure and Temperature
- ◆ 350 PSI @ 325°F Steam Cleaner Working Pressure and Temperature
- ◆ One Wire Braid
- ◆ Black Bend Restrictors



Jenny Part Number	Maximum Pressure	Hose Diameter	Hose Length
JD7624-A	3000 PSI	3/8 in.	25 ft.
JD7624	3000 PSI	3/8 in.	50 ft.
JD7624-D	3000 PSI	3/8 in.	100 ft.
JD7624-B	3000 PSI	1/2 in.	25 ft.
JD7624-C	3000 PSI	1/2 in.	50 ft.
JD7624-E	3000 PSI	1/2 in.	100 ft.

Garden Hoses

Green Flexogen Hose

- ◆ Patented 6 Layer Construction
- ◆ 500 PSI Maximum Pressure
- ◆ Double Tire Cord Reinforced
- ◆ Weights 33% Less than Rubber Hose

Jenny Part Number	Maximum Pressure	Hose Diameter	Hose Length
JD 813-F	500 PSI	5/8 in.	25 ft.
JD 813-G	500 PSI	5/8 in.	50 ft.
JD 813-H	500 PSI	5/8 in.	100 ft.
JD 813-I	500 PSI	3/4 in.	25 ft.
JD 813-J	500 PSI	3/4 in.	50 ft.
JD 813-K	500 PSI	3/4 in.	100 ft.



Red Flexogen Hose

- ◆ Withstands 200°F Maximum Temperature

Jenny Part Number	Maximum Pressure	Hose Diameter	Hose Length
JD 813-L	500 PSI	5/8 in.	50 ft.

Heavy Duty Black Rubber Industrial Hose

- ◆ Patented 6 Layer Construction
- ◆ 650 PSI Average Burst Pressure
- ◆ Extra Heavy Duty Couplings
- ◆ 180°F Maximum Temperature



Jenny Part Number	Maximum Pressure	Hose Diameter	Hose Length
JD 813-A	650 PSI	5/8 in.	25 ft.
JD 813-B	650 PSI	5/8 in.	50 ft.
JD 813-C	650 PSI	5/8 in.	75 ft.
JD 813-D	650 PSI	3/4 in.	25 ft.
JD 813-E	650 PSI	3/4 in.	50 ft.

Miscellaneous Hoses

Pulse Hoses

- ◆ 1500 PSI Max. Working Pressure
- ◆ 3/8" NPTM x 3/8" NPTF
- ◆ Available with One End Plugged

Jenny Part Number	Maximum Pressure	Hose Length	One End Plugged
JD7403-01	1500 PSI	24 inches	No
JD7403-02	1500 PSI	24 inches	Yes
JD7403-03	1500 PSI	40 inches	No



Clear PVC Chemical Hose

- ◆ Chemical Resistant PVC Material

Jenny Part Number	Tubing Size	Tubing Length
JD3087	3/8"ODx1/4"ID	100 FT

Clear PVC Chemical Hose

- ◆ Chemical Resistant Reinforced PVC Material

Jenny Part Number	Tubing Size
JD7850	1/4" I.D.
JD7575	3/8" I.D.



Push-On Hose

- ◆ Fabric Braid
- ◆ 212°F Maximum Temperature
- ◆ 250 PSI Maximum Pressure

Jenny Part Number	Hose Size	Color
JE 490	1/4" I.D.	Blue
JE 491	3/8" I.D.	Blue

Custom Hoses



Custom Size Connection Hoses

- ◆ Dayco High Pressure Hose
- ◆ Available in 3000 PSI or 5000 PSI W.P.
- ◆ Made in the U.S.A
- ◆ Choose any Length and Fitting Style from the Charts

Jenny Part Number	Hose Diameter	Maximum Pressure	Maximum Temperature
JD7790-01	3/8 Inch	3000 PSI	250°F
JD7789-01	3/8 Inch	5000 PSI	250°F

Custom Hose Fittings 3000PSI

Jenny Part Number	Rigid or Swivel	Straight or 90° Ends	Male or Female Pipe
JD7790-04	Rigid	Straight	3/8" NPTM
JD7790-03	Swivel	Straight	3/8" NPTM
JD7790-09	Rigid	Straight	3/8" NPTF
JD7790-08	Swivel	Straight	3/8" NPTF
JD7790-05	Swivel	90°	3/8" NPTM



Custom Hose Fittings 5000PSI

Jenny Part Number	Rigid or Swivel	Straight or 90° Ends	Male or Female Pipe
JD7790-07	Rigid	Straight	3/8" NPTM
JD7790-06	Swivel	Straight	3/8" NPTM

Jenny Part Number	Quantity	Price
JD7790-01	3 Feet	Price/Foot
JD7790-03	1 Each	Price/Each
JD7790-05	1 Each	Price/Each
Total		

Custom Hose Ordering Example:

- ◆ 3 Feet of 3000 PSI Pressure Hose
- ◆ One 90 Degree Swivel Fitting
- ◆ One Straight Swivel Fitting

Hose Reels

Non-Pivoting Hose Reels

- ◆ 4000-5000 PSI Max. Working Pressure
- ◆ 325°F Maximum Working Temperature
- ◆ Easy Mounting Bracket Design
- ◆ 2 Year No-Leak Swivel Warranty

Jenny Part Number	Maximum Pressure	Swivel Size	Maximum 3/8" Hose Length
JP7709-B	5000 PSI	3/8" S.S.	100 ft.
JP7709-C	5000 PSI	3/8" S.S.	200 ft.



Pivoting Hose Reels

- ◆ Pivot allows Reel to Follow Hose
- ◆ 4000-5000 PSI Max. Working Pressure
- ◆ 325°F Maximum Working Temperature
- ◆ Easy Mounting Bracket Design
- ◆ 2 Year No-Leak Swivel Warranty

Jenny Part Number	Maximum Pressure	Swivel Size	Maximum 3/8" Hose Length
JP7711-B	5000 PSI	3/8" S.S.	100 ft.
JP7711-C	5000 PSI	3/8" S.S.	200 ft.



Hose Reel Brackets

- ◆ Easy Mounting Bracket Design
- ◆ Pivot Reels work with Universal and Wall Brackets Only




Jenny Part Number	Description
JP7709-D	Standard Base
JP7709-E	Universal Bracket
JP7709-F	Wall Bracket
JP7709-G	45° Support Arm
JP7709-H	90° Support Arm
JP7709-I	Vertical Arm

General Pumps

Triplex Plunger Pumps

- ◆ 1500-5000 PSI Max. Working Pressure
- ◆ Brass Heads
- ◆ 5 Year Limited Warranty
- ◆ Made in Italy



Jenny Part Number	General Part Number	Maximum Pressure	Maximum Volume	RPM	Horsepower Electric or Gasoline	Shaft Diameter
JD7813	T9051 EBF	1500 PSI	2.11 GPM	1750	2.0 HP Electric	5/8" Hollow
JD7814-A	T9111 EBF	1500 PSI	3.00 GPM	1750	3.0 HP Electric	5/8" Hollow
JD7814	TT2028 EBF	2000 PSI	2.80 GPM	3400	4.0 HP Electric	5/8" Hollow
JD7805	TT2028 GBF	2000 PSI	2.80 GPM	3400	5.8 HP Gas Engine	3/4" Hollow
JD7851	EZ 2536E	2500 PSI	3.60 GPM	1750	6.2 HP Electric	1-1/8" Hollow
JD7812	EZ 2542E	2500 PSI	4.20 GPM	1750	7.2 HP Electric	1-1/8" Hollow
JD7811	EZ 3045G	3000 PSI	4.60 GPM	3400	14.2 HP Gas Engine	1" Hollow
JD7792	EZ 3035G	3000 PSI	3.50 GPM	3400	10.8 HP Gas Engine	1" Hollow
JD7791	EZ 3040G	3000 PSI	4.00 GPM	3400	12.3 HP Gas Engine	1" Hollow
JD7194	TS821	1500 PSI	5.60 GPM	1450	5.8 HP Electric	24 mm. Solid
JD7410	T921	1700 PSI	5.00 GPM	1050	5.8 HP Electric	24 mm. Solid
JD7411	TS1011	2000 PSI	4.00 GPM	1450	5.5 HP Electric	24 mm. Solid
JD7412	T1011	2000 PSI	4.50 GPM	1125	6.2 HP Electric	24 mm. Solid
JD7413	TS1321	2100 PSI	4.75 GPM	1450	6.8 HP Electric	24 mm. Solid
JD7869	TS1511	3000 PSI	4.00 GPM	1450	8.2 HP Electric	24 mm. Solid
JD7414	TS2011-N	3000 PSI	4.00 GPM	1450	8.2 HP Electric	24 mm. Solid
JD7063	T1511	3000 PSI	4.50 GPM	1125	9.3 HP Electric	24 mm. Solid
JD7415	T2011-N	3000 PSI	4.50 GPM	1125	9.3 HP Electric	24 mm. Solid
JD7416	TS2021-N	3000 PSI	5.60 GPM	1450	11.5 HP Electric	24 mm. Solid
JD7417	T9281-N	4000 PSI	4.00 GPM	1750	11.0 HP Electric	24 mm. Solid
JD7418	T5050	5000 PSI	5.00 GPM	1845	13.7 HP Electric	24 mm. Solid

Many Other General Pumps Available

If you don't see what you want give us a call!

Our Website is www.steamjenny.com

Cat Pumps

Triplex Plunger Pumps

- ◆ 1500-5000 PSI Max. Working Pressure
- ◆ Brass Heads
- ◆ 5 Year Limited Warranty
- ◆ Made in Japan



Jenny Part Number	Cat Part Number	Maximum Pressure	Maximum Volume	RPM	Horsepower Electric or Gasoline	Shaft Diameter
JD7147	2SFX20ES	2000 PSI	2.0 GPM	3450	2.7 HP Electric	5/8" Hollow
JD7430	2SFX30ES	1500 PSI	3.0 GPM	3450	3.1 HP Electric	5/8" Hollow
JD7809	2DX20EN	1500 PSI	2.0 GPM	3450	2.1 HP Electric	5/8" Hollow
JD7806	2DX30GNS	2000 PSI	3.0 GPM	3200	6.2 HP Gas Engine	3/4" Hollow
JD7431	4SF40ELS	3500 PSI	4.0 GPM	1725	9.6 HP Electric	1-1/8" Hollow
JD7551	4SF45ELS	3000 PSI	4.5 GPM	1725	9.3 HP Electric	1-1/8" Hollow
JD7550	4SF40GS1	3500 PSI	4.0 GPM	3200	14.4 HP Gas Engine	1" Hollow
JD7432	4SF45GS1	3000 PSI	4.5 GPM	3200	13.9 HP Gas Engine	1" Hollow
JD7808	5DX40GG1	3200 PSI	4.0 GPM	3200	13.2 HP Gas Engine	1" Hollow
JD7439	230	1500 PSI	2.3 GPM	1725	2.4 HP Electric	16.5 mm Solid
JD7433	3CP1120	2200 PSI	4.0 GPM	1725	6.0 HP Electric	16.5 mm Solid
JD6167	310	2200 PSI	4.0 GPM	1150	6.0 HP Electric	20 mm Solid
JD7701	45	3500 PSI	4.0 GPM	1455	9.6 HP Electric	20 mm Solid
JD7434	5CP3120	3500 PSI	4.5 GPM	1645	10.8 HP Electric	20 mm Solid
JD7435	5CP5120	3000 PSI	5.0 GPM	1415	10.3 HP Electric	20 mm Solid
JD7436	56	3500 PSI	5.5 GPM	1210	13.3 HP Electric	24 mm Solid
JD7437	57	4000 PSI	4.5 GPM	1285	12.4 HP Electric	24 mm Solid
JD7438	70	5000 PSI	4.5 GPM	1700	15.4 HP Electric	24 mm Solid

Many Other Cat Pumps Available

Giant Silverline Pumps

Triplex Plunger Pumps

- ◆ 1700-5000 PSI Max. Working Pressure
- ◆ Brass Heads
- ◆ 5 Year Limited Warranty
- ◆ Made in Germany



P-200 Pump



P-400 Pump



P-300 Pump

Jenny Part Number	Giant Part Number	Maximum Pressure	Maximum Volume	RPM	Horsepower Electric or Gasoline	Shaft Diameter
JD7450	P217	2500 PSI	3.40 GPM	3450	5.9 HP Electric	24 mm Solid
JD7675	P218	2500 PSI	3.40 GPM	1750	5.9 HP Electric	24 mm Solid
JD7700	P219	2500 PSI	4.20 GPM	1750	7.2 HP Electric	24 mm Solid
JD7718	P220	2000 PSI	4.70 GPM	1750	6.4 HP Electric	24 mm Solid
JD7452	P302	3500 PSI	4.00 GPM	3400	14.4 HP Gas Engine	1" Hollow
JD7453	P303	3000 PSI	4.80 GPM	3400	14.8 HP Gas Engine	1" Hollow
JD7454	P316	3500 PSI	4.70 GPM	1750	11.3 HP Electric	24 mm Solid
JD7455	P317	3500 PSI	3.70 GPM	1800	8.9 HP Electric	24 mm Solid
JD7733	P420	1700 PSI	13.0 GPM	1460	15.2 HP Electric	28 mm Solid
JD7457	P422	2500 PSI	10.0 GPM	1450	15.1 HP Electric	28 mm Solid
JD7722	P430	3200 PSI	6.70 GPM	1450	14.7 HP Electric	28 mm Solid
JD7458	P450	5000 PSI	5.50 GPM	1450	18.9 HP Electric	28 mm Solid
JD7451	P54	4000 PSI	4.50 GPM	1635	12.4 HP Electric	24 mm Solid
JD7456	P58	3500 PSI	5.50 GPM	1600	13.2 HP Electric	24 mm Solid

Many Other Giant Pumps Available

Hypro Powerline Pumps

Triplex Plunger Pumps

- ◆ 1500-3600 PSI Max. Working Pressure
- ◆ Brass Heads
- ◆ **Patent Pending Cartridge Technology**
- ◆ 5 Year Limited Warranty
- ◆ **Made in the U.S.A.**




Jenny Part Number	Hypro Part Number	Maximum Pressure	Maximum Volume	RPM	Horsepower Electric or Gasoline	Shaft Diameter
JD7470	2330B-P	2500 PSI	3.1 GPM	1725	5.3 HP Electric	3/4" Solid
JD7471	2350B-P	3000 PSI	3.5 GPM	1725	7.2 HP Electric	3/4" Solid
JD7472	2351B-P	3000 PSI	4.0 GPM	1725	8.2 HP Electric	3/4" Solid
JD7473	2340B-P	2500 PSI	4.2 GPM	1725	7.2 HP Electric	3/4" Solid
JD7474	2345B-P	2500 PSI	4.8 GPM	1725	8.2 HP Electric	3/4" Solid
JD7475	2354B-CP	2000 PSI	2.7 GPM	3450	5.6 HP Gas Engine	3/4" Hollow
JD7476	2331B-CP	1500 PSI	3.0 GPM	3450	4.6 HP Gas Engine	3/4" Hollow
JD7477	2410B-P	2500 PSI	4.4 GPM	1725	7.5 HP Electric	1" Solid
JD7478	2411B-P	2500 PSI	5.3 GPM	1725	9.1 HP Electric	1" Solid
JD7479	2412B-P	2500 PSI	5.9 GPM	1725	10.1HP Electric	1" Solid
JD7480	2413B-P	1800 PSI	7.2 GPM	1725	8.9HP Electric	1" Solid
JD7481	2414B-P	1800 PSI	8.0 GPM	1725	9.9HP Electric	1" Solid
JD7482	2430B-P	3600 PSI	4.3 GPM	1725	10.6 HP Electric	1" Solid
JD7483	2431B-P	3600 PSI	5.1 GPM	1725	12.6 HP Electric	1" Solid
JD7484	2432B-P	3600 PSI	5.8 GPM	1725	14.3 HP Electric	1" Solid
JD7485	2433B-P	2500 PSI	7.1 GPM	1725	12.2 HP Electric	1" Solid
JD7486	2434B-P	2500 PSI	7.9 GPM	1725	13.5 HP Electric	1" Solid

Many Other Hypro Pumps Available

AR North America Pumps

Triplex Plunger Pumps

- ◆ 1500-4000 PSI Max. Working Pressure
- ◆ Brass Heads
- ◆ 5 Year Limited Warranty
- ◆ Made in Italy



Jenny Part Number	AR Part Number	Maximum Pressure	Maximum Volume	RPM	Horsepower Electric or Gasoline	Shaft Diameter
JD7956	XT814N	2000 PSI	2.11 GPM	1450	2.9 HP Electric	24 mm Solid
JD7491	XT914N	2000 PSI	2.37 GPM	1450	3.3HP Electric	24 mm Solid
JD7957	XT1114N	2000 PSI	2.90 GPM	1450	4.0 HP Electric	24 mm Solid
JD7493	XTA2G15EBA-F8	1800 PSI	2.10 GPM	1750	2.6 HP Electric	5/8" Hollow
JD7494	XTA3G16EBA-F8	1600 PSI	3.00 GPM	1750	3.3 HP Electric	5/8" Hollow
JD7958	XTV2G15EBA-F8	1500 PSI	2.10 GPM	3400	2.2 HP Electric	5/8" Hollow
JD7496	XTV3G20D-F7	2000 PSI	3.00 GPM	3400	6.2 HP Gas Engine	3/4" Hollow
JD7955	XM15.15N	2200 PSI	4.00 GPM	1450	6.0 HP Electric	24 mm Solid
JD7954	XMA3.5G25N	2500 PSI	3.50 GPM	1750	6.0 HP Electric	24 mm Solid
JD7499	XRCV35G35HD-F24	3500 PSI	3.50 GPM	3400	12.6 HP Gas Engine	1" Hollow
JD7500	XRCV4G35HD-F24	3500 PSI	4.00 GPM	3400	14.4 HP Gas Engine	1" Hollow
JD7501	XWA55G35	3600 PSI	5.50 GPM	1750	13.6 HP Electric	24 mm Solid
JD7502	XW45G40	4000 PSI	4.50 GPM	1450	12.5 HP Electric	24 mm Solid

Many Other A R Pumps Available

A R Pumps Rail Kits

Jenny Part Number	AR Rail Kit Number	AR Pump Series	Height
JD7503-01	AR1836	XT, XTA, XTV Series	1/2"
JD7503-02	AR1836H	XT, XTA, XTV Series	1-5/8"
JD7503-03	AR1837	XM, XMA, XRC & XRCA Series	5/8"
JD7503-04	AR2633	XM, XMA, XRC & XRCA Series	1-3/4"
JD7503-05	AR2633H	XM, XMA, XRC & XRCA Series	2-5/8"
JD7503-06	AR2748	XW Series	1-1/4"

If you don't see what you want give us a call!

Our Website is www.steamjenny.com

General Pump Repair Kits

Jenny Part Number	General Kit Number	Description
JD7063-61	Kit #1	Check Valves (6)
JD7063-62	Kit #2	Piston Guide Oil Seal
JD7063-63	Kit #3	Crankshaft Oil Seal
JD6226-62	Kit #4	Valve Caps & O-Rings (6)
JD7063-65	Kit #5	Valve Caps
JD7063-66	Kit #6	Plunger Repair Kit
JD7063-67	Kit #7	Head Rings (6)
JD7063-72	Kit #8 NS	20mm Packing (New Style)
JD7063-68	Kit #8 HP	20mm Packing (Old Style)
	Kit #9	Now is Kit #71
JD7063-78	Kit #11	22mm Head Ring (6)
JD7063-80	Kit #12 NS	22mm Packing (New Style)
JD7063-73	Kit #12 HP	22mm Packing (Old Style)
JD7063-74	Kit #13	22mm Intermediate Rings
JD7194-61	Kit #15	24mm Head Rings
JD7194-62	Kit #16	24mm Packing
JD7063-75	Kit #19 NS	20mm Packing (New Style)
JD6226-64	Kit #19 HP	20mm Packing (Old Style)
JD6226-66	Kit #21	20mm Head Ring
JD6226-68	Kit #23	Piston Rod Oil Seal
JD7063-76	Kit #24	Piston Rod Oil Seal
JD6226-69	Kit #27	20mm Packing Assembly (1 cyl)
JD7063-71	Kit #28	20mm Packing Assembly (1 cyl)
JD7063-77	Kit #29	22mm Packing Assembly (1 cyl)
JD7064-60	Kit #32	Crankshaft Oil Seal
JD7064-61	Kit #37	Piston Rod Oil Seal
JD3324-11	Kit #58	K-5 Unloader Repair Kit
JD3324-22	Kit #59	K-3 Unloader Repair Kit
JD3324-23	Kit #70	K-7 Unloader Repair Kit
JD7869-J	Kit #71	Intermediate Ring w/restop



Jenny Part Number	General Kit Number	Description
JD3324-24	Kit #72	HM Unloader Repair Kit
JR1021-03	Kit #83	Piston Rod Oil Seal
JR1021-04	Kit #84	Valve Cap Assembly
JD7805-D	Kit #86	15mm Packing Retainer
JR1021-02	Kit #87	15mm Packing Assembly
JD7791-B	Kit #88	15mm Packing (New Style)
JD7791-C	Kit #89	EZ Pump Intermediate Rings
JD7791-D	Kit #90	EZ Pump Head Rings (6)
JD7063-81	Kit #92	15mm Packing Assembly
JD7063-79	Kit #93	W2 Unloader Rebuild Kit
JR1021-94	Kit #94	W2 Unloader Repair Kit
JD7805-C	Kit #96	15mm Packing Assembly (1 cyl)
JD7805-E	Kit #97	15mm Packing Assembly
JD7063-82	Kit #102	TT Unloader Maintenance Kit
JD7793-A	Kit #106	Valve Caps T9028 Pump
JD7793-B	Kit #107	Piston Bolts T9028 Pump
JD7793-C	Kit #108	Head Rings T9028 Pump
JD7793-D	Kit #109	16mm Packing (New Style)
JD7793-G	Kit #112	16mm Packing Assembly (1 cyl)
JD7063-83	Kit #120	Unloader Maintenance Kit
JD7791-E	Kit #123	Valve Kit EZ Pumps
JD7791-F	Kit #124	Valve Caps EZ Pumps
JD7791-G	Kit #125	15mm Packing Retainer EZ
JD7812-D	Kit #126	18mm Packing Retainer EZ
JD7812-E	Kit #127	18mm Packing EZ Pumps
JD7812-F	Kit #128	18mm Intermediate Rings EZ
JD7812-G	Kit #129	18mm Head Rings EZ Pumps
JD7791-H	Kit #130	15mm Packing Assembly EZ
JD7812-H	Kit #131	18mm Packing Assembly EZ
JD7063-84	Kit #140	18mm Packing Retainer (1 cyl)



Cat Pump Kits

Jenny Part Number	Cat Kit Number	Description
JD7147-B	34053	Seal Kit - All 2SFX Models
JD7147-C	34056	Valve Kit Model 2SFX20,22,25,30,35
JD7549-A	34054	Seal Kit - All 4SF Models
JD7549-B	34055	Valve Kit - All 4SF Models
JD7707-A	30914	Seal Kit Model 230, 240, 270
JD7707-B	30915	Valve Kit Model 230, 240, 270
JD7572-B	33983	Seal Kit - All 3CP Models
JD7572-A	33062	Valve Kit - All 3CP Models
JD6167-A	30623	Seal Kit Models 310, 340, 350
JD6167-B	30821	Valve Kit Models 310, 340, 350
JD7701-A	30629	Seal Kit Model 45
JD7701-B	30683	Valve Kit Model 45
JD7807-A	34062	Seal Kit Models 4HP, 5DX
JD7807-B	34060	Valve Kit Model 4HP, 5DX
JD7784-A	30799	Seal Kit Models 56, 57, 59, 60
JD7784-B	33820	Valve Kit Models 56, 57, 59, 60
JD7783-A	33799	Seal Kit Model 70
JD7783-B	33822	Valve Kit Model 70



Giant Pump Kits



Jenny Part Number	Giant Kit Number	Description
JD7675-A	09116	Valve Assembly Kit P200 & P300 Series
JD7675-C	09144	Oil Seal Kit P200 & P300 Series
JD7675-B	09164	Plunger Packing Kit P200
JD7459-A	09152	Plunger Packing Kit P313
JD7452-A	09119	Plunger Packing Kit P302,P303,P315 P316,P317
JD7456-A	09145	Plunger Packing Kit P318
JD7733-B	09143	Valve Assembly Kit P420, P422
JD7722-B	09142	Valve Assembly Kit P430,P440,P450
JD7733-A	09140	Plunger Packing Kit P420
JD7722-A	09141	Plunger Packing Kit P430,P440,P450

Hypro Pump Kits

Jenny Part Number	Hypro Kit Number	Description
JD7470-A	3430-0380	Valve Kit - 2300 Series
JD7470-B	3430-0493	Plunger Seal Kit - 2330B-P, 2340B-P,2345B-P
JD7471-B	3430-0492	Plunger Seal Kit - 2350B-P, 2351B-P
JD7470-C	3430-0523	Plunger Seal Kit (Loaded) - 2330B-P, 2340B-P,2345B-P
JD7471-C	3430-0522	Plunger Seal Kit (Loaded) - 2350B-P, 2351B-P
JD7477-A	3430-0316	Valve Kit - 2400 Series
JD7477-B	3430-0485	Seal Kit - 2410B-P,2411B-P,2412B-P,2430B-P,2431B-P,2432B-P
JD7480-B	3430-0486	Seal Kit - 2413B-P,2414B-P,2433B-P,2434B-P

AR Pump Kits

Jenny Part Number	AR Kit Number	Description
JD7490-A	Kit 1872	Oil Seals for XT, XTA,XTV N-Version
JD7490-B	Kit 1864	Valve Kit for XT,XTA,XM,XMA Version
JD7493-A	Kit 1860	Oil Seals for XTA & XTV E-Version
JD7497-A	Kit 2786	Oil Seals for XM,XMA N-Version
JD7499-A	Kit 1828	Valve Kit for XRCV Version
JD7499-B	Kit 1856	Oil Seals for XRCV D&E-Version
JD7501-A	Kit 2780	Valve Kit for XWA,XW Version
JD7501-B	Kit 2781	Oil Seals for XWA,XW Version

Many Other Pumps and Kits Available

If you don't see what you want give us a call!

Baldor Motors

Heavy Duty Industrial/Commercial Single Phase Open Drip Proof Electric Motors

- ◆ Ball Bearing Design
- ◆ Manual Thermal Overload Protection
- ◆ 200°C Copper Windings
- ◆ U.L. & CSA Recognized Component Approval
- ◆ Made in the U.S.A.



Rigid Base

Jenny Part Number	Baldor Part Number	Shaft Diameter	Frame	Horsepower	Voltage	RPM
JD3460-B	PL1313M	5/8"	56/56H	1-1/2	115/230	3450
JD3460-C	PL1319M	5/8"	56	1-1/2	115/230	1725
JD3984-N	PL1317M	5/8"	56	2	115/230	3450
JD3984-K	PL1322M	5/8"	56	2	115/230	1725
JP3155-B	PL1326M	5/8"	56	3	208-230	3450
JP3155-D	L1408TM	1-1/8"	184T	3	230	1725
JD6098-J	PL1327M	5/8"	56/56H	5	230	3450
JD6098-K	L1410TM	1-1/8"	184T	5	230	1725

Rigid Base with C-Face

Jenny Part Number	Baldor Part Number	Shaft Diameter	Frame	Horsepower	Voltage	RPM
JD2944-C	PCL1313M	5/8"	56C	1-1/2	115/230	3450
JD2944-D	PCL1319M	5/8"	56C	1-1/2	115/230	1725
JD3984-R	PCL1317M	5/8"	56C	2	115/230	3450
JD3984-S	PCL1322M	7/8"	56C	2	115/230	1725
JD7558-A	PCL1326M	5/8"	56C	3	208-230	3450
JD7558-B	CL1408TM	1-1/8"	184TC	3	208-230	1725
JD3012-D	PCL1327M	5/8"	56HCY	5	208-230	3450
JD3012-E	CL1410TM	1-1/8"	184TC	5	208-230	1725

Baldor Motors

Heavy Duty Industrial/Commercial Single Phase Totally Enclosed Fan Cooled Electric Motors

- ◆ Ball Bearing Design
- ◆ Manual Thermal Overload Protection
- ◆ 200°C Copper Windings
- ◆ U.L. & CSA Recognized Component Approval
- ◆ Made in the U.S.A.



Rigid Base

Jenny Part Number	Baldor Part Number	Shaft Diameter	Frame	Horsepower	Voltage	RPM
JD3460-D	PL3513M	5/8"	56	1-1/2	115/230	3450
JD3460-E	PL3514M	5/8"	56	1-1/2	115/230	1725
JD3984-P	PL3515M	5/8"	56	2	115/230	3450
LF-MTR200	L3516TM	5/8"	56/56HZ	2	115/230	1725
JP3155-C	PL3519M	5/8"	56	3	208-230	3450
JP3155-E	L3609TM	1-1/8"	184T	3	230	1725
JD6098-L	L3608TM	1-1/8"	184T	5	230	3450
JD6098-M	L3612TM	1-1/8"	184T	5	230	1725

Rigid Base with C-Face

Jenny Part Number	Baldor Part Number	Shaft Diameter	Frame	Horsepower	Voltage	RPM
JD2944-E	PCL3513M	5/8"	56C	1-1/2	115/230	3450
JB3006-C	PCL3514M	5/8"	56C	1-1/2	115/230	1725
JB3006-E	PCL3515M	5/8"	56C	2	115/230	3450
JD3984-Q	CL3516TM	7/8"	145TC	2	115/230	1725
JD7558-C	PCL3519M	5/8"	56	3	208-230	3450
JD7558-D	CL3619TM	1-1/8"	184T	3	230	1725
JD3012-G	CL3608TM	1-1/8"	184T	5	230	3450
JD7560	CL3612TM	1-1/8"	184T	5	230	1725

Pulleys

Tapered Hubs



Jenny Part Number	Description
JD3915-01	5/8" Bore Tapered Pulley Bushing
JD3915-03	7/8" Bore Tapered Pulley Bushing
JD3915-09	1" Bore Tapered Pulley Bushing
JD3915-04	1-1/8" Bore Tapered Pulley Bushing
JD3915-06	1-3/8" Bore Tapered Pulley Bushing
JD3915-02	16mm Bore Tapered Pulley Bushing
JD3915-08	18mm Bore Tapered Pulley Bushing
JD3915-07	20mm Bore Tapered Pulley Bushing
JD3915-11	22mm Bore Tapered Pulley Bushing
JD3915	24mm Bore Tapered Pulley Bushing
JD3915-14	28mm Bore Tapered Pulley Bushing
JD3915-13	35mm Bore Tapered Pulley Bushing

Jenny Part Number	Description	O.D.	Datum "A"	Pitch "3L"
JD3903-Z	AK30H Single Groove Tapered Hub Cast Iron Pulley	3.05"	2.80"	2.46
JD3914-04	AK32H Single Groove Tapered Hub Cast Iron Pulley	3.25	3.00	2.66
JD3903-A	AK34H Single Groove Tapered Hub Cast Iron Pulley	3.45	3.20	2.86
JD3904-53	AK39H Single Groove Tapered Hub Cast Iron Pulley	3.75	3.50	3.16
JD3903-B	AK41H Single Groove Tapered Hub Cast Iron Pulley	3.95	3.70	3.36
JD3904-12	AK44H Single Groove Tapered Hub Cast Iron Pulley	4.25	4.00	3.66
JD3904-01	AK46H Single Groove Tapered Hub Cast Iron Pulley	4.45	4.20	3.86
JD3903-C	AK49H Single Groove Tapered Hub Cast Iron Pulley	4.75	4.50	4.16
JD3904-52	AK51H Single Groove Tapered Hub Cast Iron Pulley	4.95	4.70	4.36
JD3904-03	AK54H Single Groove Tapered Hub Cast Iron Pulley	5.25	5.00	4.66
JD3903-D	AK56H Single Groove Tapered Hub Cast Iron Pulley	5.45	5.20	4.86
JD3904-51	AK59H Single Groove Tapered Hub Cast Iron Pulley	5.75	5.50	5.16
JD3904-33	AK61H Single Groove Tapered Hub Cast Iron Pulley	5.95	5.70	5.36
JD3903-E	AK64H Single Groove Tapered Hub Cast Iron Pulley	6.25	6.00	5.66
JD3904-02	AK66H Single Groove Tapered Hub Cast Iron Pulley	6.45	6.20	5.86
JD3904-13	AK69H Single Groove Tapered Hub Cast Iron Pulley	6.75	6.50	6.16
JD3904-65	AK71H Single Groove Tapered Hub Cast Iron Pulley	6.95	6.70	6.36
JD3904-06	AK74H Single Groove Tapered Hub Cast Iron Pulley	7.25	7.00	6.66
JD3904	AK79H Single Groove Tapered Hub Cast Iron Pulley	7.75	7.50	7.16
JD3904-11	AK84H Single Groove Tapered Hub Cast Iron Pulley	8.25	8.00	7.66
JD3903-F	AK89H Single Groove Tapered Hub Cast Iron Pulley	8.75	8.50	8.16
JD3904-67	AK94H Single Groove Tapered Hub Cast Iron Pulley	9.25	9.00	8.66
JD3903-G	AK99H Single Groove Tapered Hub Cast Iron Pulley	9.75	9.50	9.16
JD3903-H	AK104H Single Groove Tapered Hub Cast Iron Pulley	10.25	10.00	9.66

Single Groove A-Belt Pulleys



Pulleys

Jenny Part Number	Description	O. D.	Datum "A"	Pitch "3L"
JD3903-04	2AK32H Double Groove Tapered Hub Cast Iron Pulley	3.25"	3.00"	2.66
JD3903-I	2AK34H Double Groove Tapered Hub Cast Iron Pulley	3.45	3.20	2.86
JD3904-08	2AK39H Double Groove Tapered Hub Cast Iron Pulley	3.75	3.50	3.16
JD3904-20	2AK41H Double Groove Tapered Hub Cast Iron Pulley	3.95	3.70	3.36
JD3903-J	2AK44H Double Groove Tapered Hub Cast Iron Pulley	4.25	4.00	3.66
JD3742-01	2AK46H Double Groove Tapered Hub Cast Iron Pulley	4.45	4.20	3.86
JD3903-K	2AK49H Double Groove Tapered Hub Cast Iron Pulley	4.75	4.50	4.16
JD3904-24	2AK51H Double Groove Tapered Hub Cast Iron Pulley	4.95	4.70	4.36
JD3904-23	2AK54H Double Groove Tapered Hub Cast Iron Pulley	5.25	5.00	4.66
JD3904-19	2AK56H Double Groove Tapered Hub Cast Iron Pulley	5.45	5.20	4.86
JD3904-50	2AK59H Double Groove Tapered Hub Cast Iron Pulley	5.75	5.50	5.16
JD3904-21	2AK61H Double Groove Tapered Hub Cast Iron Pulley	5.95	5.70	5.36
JD3904-39	2AK64H Double Groove Tapered Hub Cast Iron Pulley	6.25	6.00	5.66
JD3903-L	2AK74H Double Groove Tapered Hub Cast Iron Pulley	7.25	7.00	6.66
JD3904-09	2AK84H Double Groove Tapered Hub Cast Iron Pulley	8.25	8.00	7.66
JD3904-34	2AK94H Double Groove Tapered Hub Cast Iron Pulley	9.25	9.00	8.66
JD3904-32	2AK104H Double Groove Tapered Hub Cast Iron Pulley	10.25	10.00	9.66

Double Groove A-Belt Pulleys



Single Groove B-Belt Pulleys



Jenny Part Number	Description	O. D.	Datum "A"	Datum "B"
JD3904-73	BK30H Single Groove Tapered Hub Cast Iron Pulley	3.15"	2.40"	2.80
JD3903-M	BK32H Single Groove Tapered Hub Cast Iron Pulley	3.35	2.60	3.00
JD3903-N	BK34H Single Groove Tapered Hub Cast Iron Pulley	3.55	2.80	3.20
JD3903-O	BK36H Single Groove Tapered Hub Cast Iron Pulley	3.75	3.00	3.40
JD3903-P	BK40H Single Groove Tapered Hub Cast Iron Pulley	3.95	3.20	3.60
JD3904-48	BK45H Single Groove Tapered Hub Cast Iron Pulley	4.25	3.50	3.90
JD3904-42	BK47H Single Groove Tapered Hub Cast Iron Pulley	4.45	3.70	4.10
JD3903-Q	BK49H Single Groove Tapered Hub Cast Iron Pulley	4.75	4.00	4.40
JD3903-R	BK52H Single Groove Tapered Hub Cast Iron Pulley	4.95	4.20	4.60
JD3904-40	BK55H Single Groove Tapered Hub Cast Iron Pulley	5.25	4.50	4.90
JD3904-46	BK57H Single Groove Tapered Hub Cast Iron Pulley	5.45	4.70	5.10
JD3904-59	BK60H Single Groove Tapered Hub Cast Iron Pulley	5.75	5.00	5.40
JD3904-14	BK62H Single Groove Tapered Hub Cast Iron Pulley	5.95	5.20	5.60
JD3903-S	BK65H Single Groove Tapered Hub Cast Iron Pulley	6.25	5.50	5.90
JD3903-T	BK67H Single Groove Tapered Hub Cast Iron Pulley	6.45	5.70	6.10
JD3904-69	BK70H Single Groove Tapered Hub Cast Iron Pulley	6.75	6.00	6.40
JD3904-26	BK72H Single Groove Tapered Hub Cast Iron Pulley	6.95	6.20	6.60
JD3903-U	BK75H Single Groove Tapered Hub Cast Iron Pulley	7.25	6.50	6.90
JD3903-V	BK77H Single Groove Tapered Hub Cast Iron Pulley	7.45	6.70	7.10
JD3903-W	BK80H Single Groove Tapered Hub Cast Iron Pulley	7.75	7.00	7.40
JD3904-41	BK85H Single Groove Tapered Hub Cast Iron Pulley	8.25	7.50	7.90
JD3904-37	BK90H Single Groove Tapered Hub Cast Iron Pulley	8.75	8.00	8.40
JD3903-X	BK95H Single Groove Tapered Hub Cast Iron Pulley	9.25	8.50	8.90
JD3903-Y	BK100H Single Groove Tapered Hub Cast Iron Pulley	10.25"	9.00	9.40

Pulleys

Jenny Part Number	Description	O.D.	Datum "A"	Datum "B"
JD3904-74	2BK32H Double Groove Tapered Hub Cast Iron Pulley	3.35"	2.60"	3.00
JD3904-B	2BK34H Double Groove Tapered Hub Cast Iron Pulley	3.55	2.80	3.20
JD3904-C	2BK36H Double Groove Tapered Hub Cast Iron Pulley	3.75	3.00	3.40
JD3904-D	2BK40H Double Groove Tapered Hub Cast Iron Pulley	3.95	3.20	3.60
JD3904-47	2BK45H Double Groove Tapered Hub Cast Iron Pulley	4.25	3.50	3.90
JD3904-05	2BK47H Double Groove Tapered Hub Cast Iron Pulley	4.45	3.70	4.10
JD3904-F	2BK50H Double Groove Tapered Hub Cast Iron Pulley	4.75	4.00	4.40
JD3904-G	2BK52H Double Groove Tapered Hub Cast Iron Pulley	4.95	4.20	4.60
JD3904-10	2BK55H Double Groove Tapered Hub Cast Iron Pulley	5.25	4.50	4.90
JD3904-61	2BK57H Double Groove Tapered Hub Cast Iron Pulley	5.45	4.70	5.10
JD3904-H	2BK60H Double Groove Tapered Hub Cast Iron Pulley	5.75	5.00	5.40
JD3904-71	2BK62H Double Groove Tapered Hub Cast Iron Pulley	5.95	5.20	5.60
JD3904-58	2BK65H Double Groove Tapered Hub Cast Iron Pulley	6.25	5.50	5.90
JD3904-I	2BK67H Double Groove Tapered Hub Cast Iron Pulley	6.45	5.70	6.10
JD3904-72	2BK70H Double Groove Tapered Hub Cast Iron Pulley	6.75	6.00	6.40
JD3904-66	2BK80H Double Groove Tapered Hub Cast Iron Pulley	7.75	7.00	7.40
JD3904-56	2BK90H Double Groove Tapered Hub Cast Iron Pulley	8.75	8.00	8.40
JD3904-K	2BK100H Double Groove Tapered Hub Cast Iron Pulley	9.75"	9.00	9.40

Double Groove B-Belt Pulleys



Belts

AX-Belts

Jenny Part Number	Description	Datum Length
JD7834	AX21 Cogged Vee Belt	22.3"
JD6092-02	AX26 Cogged Vee Belt	27.3"
JP2827	AX30 Cogged Vee Belt	31.3"
JD6092	AX31 Cogged Vee Belt	32.3"
JD3959-01	AX33 Cogged Vee Belt	34.3"
JD3959-04	AX34 Cogged Vee Belt	35.3"
JD6092-01	AX35 Cogged Vee Belt	36.3"
JD3911	AX36 Cogged Vee Belt	37.3"
JD3959-05	AX37 Cogged Vee Belt	38.3"
JD3959	AX38 Cogged Vee Belt	39.3"
JD7713	AX39 Cogged Vee Belt	40.3"
JD3950-02	AX40 Cogged Vee Belt	41.3"
JD3950-01	AX41 Cogged Vee Belt	42.3"
JD3950	AX42 Cogged Vee Belt	43.3"
JD1579	AX43 Cogged Vee Belt	44.3"
JP2828	AX46 Cogged Vee Belt	47.3"
JD3553	AX48 Cogged Vee Belt	49.3"
JD3625	AX51 Cogged Vee Belt	52.3"
JD3687	AX53 Cogged Vee Belt	54.3"



BX-Belts

Jenny Part Number	Description	Datum Length
JD3959-09	BX34 Cogged Vee Belt	35.8"
JD3959-03	BX36 Cogged Vee Belt	37.8"
JD3959-02	BX38 Cogged Vee Belt	39.8"
JD3959-12	BX39 Cogged Vee Belt	40.8"
JD3959-10	BX40 Cogged Vee Belt	41.8"
JD3959-06	BX41 Cogged Vee Belt	42.8"
JD3959-07	BX43 Cogged Vee Belt	44.8"
JD3959-13	BX44 Cogged Vee Belt	45.8"
LF-VBBX45	BX45 Cogged Vee Belt	46.8"
JD3959-08	BX46 Cogged Vee Belt	47.8"
JP2212	BX70 Cogged Vee Belt	71.8"

Trigger Guns

Suttner ST 601 Trigger Gun

- ◆ Ideal for Long Lances
- ◆ 3/8"NPTF Inlet - 1/4"NPTF Outlet



Jenny Part Number	Suttner Part Number	Maximum Pressure	Gallons Per Minute	Maximum Temperature
JD7400-L	ST 601	4000	12.0	300°F

Suttner Front Entry Trigger Guns

- ◆ Ideal for High Temperature Applications
- ◆ Chemicals do not go through the gun
- ◆ 3/8"NPTF Inlet - 1/4"NPTF Outlet
- ◆ Handle Stays Cool at High Temperatures



Jenny Part Number	Suttner Part Number	Maximum Pressure	Gallons Per Minute	Maximum Temperature
JD6068-B	ST 712	3000	8.0	320°F
JD7400	ST 810	2850	8.0	320°F

Suttner ST1100 Trigger Gun

- ◆ Compact and Lightweight
- ◆ 3/8"NPTF Inlet - 1/4"NPTF Outlet



Jenny Part Number	Suttner Part Number	Maximum Pressure	Gallons Per Minute	Maximum Temperature
JD7400-A	ST1100	3000	7.0	300°F

Suttner ST1500 Trigger Gun

- ◆ Ergonomically Designed
- ◆ Light Weight
- ◆ 3/8"NPTF Inlet - 1/4"NPTF Outlet



Jenny Part Number	Suttner Part Number	Maximum Pressure	Gallons Per Minute	Maximum Temperature
JD7400-B	ST1500	4000	12.0	300°F

Trigger Guns

Suttner ST2000 Trigger Gun



- ◆ Ideal for Heavy Duty Applications
- ◆ 3/8"NPTF Inlet - 1/4"NPTF Outlet

Jenny Part Number	Suttner Part Number	Maximum Pressure	Gallons Per Minute	Maximum Temperature
JD7400-C	ST2000	4000	12.0	300°F

Suttner ST2300 Trigger Gun

- ◆ Ideal for Very High Pressure Applications
- ◆ 3/8"NPTF Inlet - 1/4"NPTF Outlet

Jenny Part Number	Suttner Part Number	Maximum Pressure	Gallons Per Minute	Maximum Temperature
JD7400-D	ST2300	4500	12.0	300°F



Suttner ST2600 Trigger Gun



- ◆ Ideal for Very High Pressure Applications
- ◆ Anti-Fatigue "Relax Action" Trigger Mechanism
- ◆ 3/8"NPTF Inlet - 1/4"NPTF Outlet

Jenny Part Number	Suttner Part Number	Maximum Pressure	Gallons Per Minute	Maximum Temperature
JD7400-E	ST2600	4500	12.0	300°F

Giant Trigger Guns

- ◆ Ideal for Very High Pressure Applications
- ◆ Easy Pull Trigger Mechanism
- ◆ Made in the U.S.A.
- ◆ 3/8"NPTF Inlet - 1/4"NPTF Outlet

Jenny Part Number	Giant Part Number	Maximum Pressure	Gallons Per Minute	Maximum Temperature
JD6068-D	21250B	5000	10.0	300°F
JD6068-E	21290B	5000	10.0	300°F



Trigger Guns

General YG2200 Trigger Gun

- ◆ Front Entry
- ◆ Chemicals do not go through the gun
- ◆ 3/8"NPTF Inlet - 1/4"NPTF Outlet



Jenny Part Number	General Part Number	Maximum Pressure	Gallons Per Minute	Maximum Temperature
JD7154	YG2200	2200	8.0	210°F



General YG3200 Trigger Gun

- ◆ Light and Economical
- ◆ 3/8"NPTF Inlet - 1/4"NPTF Outlet

Jenny Part Number	General Part Number	Maximum Pressure	Gallons Per Minute	Maximum Temperature
JD7401-D	YG3200	2900	6.3	300°F

General YG3600 Trigger Gun

- ◆ Light and Economical
- ◆ 3/8"NPTF Inlet - 1/4"NPTF Outlet



Jenny Part Number	General Part Number	Maximum Pressure	Gallons Per Minute	Maximum Temperature
JD7401-A	YG3600	3200	9.0	300°F



General 4000 Series Trigger Guns

- ◆ Ideal for High Pressure Applications
- ◆ 3/8"NPTF Inlet - 1/4"NPTF Outlet

Jenny Part Number	General Part Number	Maximum Pressure	Gallons Per Minute	Maximum Temperature
JD7401-B	YG4000	3650	10.5	300°F
JD7401-E	YG4001	3650	10.5	300°F
JD7401-C	YG4500 C	4200	8.0	300°F

Trigger Guns

AR AL108 Trigger Gun

- ◆ Front Entry
- ◆ Chemicals do not go through the gun
- ◆ 3/8"NPTF Inlet - 1/4"NPTF Outlet



Jenny Part Number	AR Part Number	Maximum Pressure	Gallons Per Minute	Maximum Temperature
JD7400-F	AL108	2200	7.8	194°F



AR AL110 Trigger Gun

- ◆ Front Entry
- ◆ Chemicals do not go through the gun
- ◆ 3/8"NPTF Inlet - 1/4"NPTF Outlet

Jenny Part Number	AR Part Number	Maximum Pressure	Gallons Per Minute	Maximum Temperature
JD7400-G	AL110	2900	7.8	300°F

AR AL101 Trigger Guns

- ◆ Rear Entry
- ◆ 3/8"NPTF Inlet - 1/4"NPTF Outlet



Jenny Part Number	AR Part Number	Maximum Pressure	Gallons Per Minute	Maximum Temperature
JD7400-H	AL101	3650	10.5	300°F
JD7400-I	AL101Z	3650	10.5	300°F




AR AL112 Trigger Guns

- ◆ Rear Entry
- ◆ 3/8"NPTF Inlet - 1/4"NPTF Outlet

Jenny Part Number	AR Part Number	Maximum Pressure	Gallons Per Minute	Maximum Temperature
JD7400-J	AL112	4060	10.5	300°F
JD7400-K	AL112Z	4060	10.5	300°F


Lances



Steel Lances

- ◆ Zinc Plated Steel or Stainless Steel
- ◆ 1/4"NPTM x 1/4"NPTM
- ◆ Molded Grip

Jenny Part Number	Maximum Pressure	Length (inches)	Material
JP7080-O	3650	36	Plated Steel
JP7080-P	3650	48	Plated Steel
JP7080-Q	3650	59	Plated Steel
JP7080-R	3650	67	Plated Steel
JP7080-S	3650	79	Plated Steel
JP7080-K	3650	36	Stainless Steel
JP7080-N	3650	48	Stainless Steel
JP7080-L	3650	59	Stainless Steel
JP7080-T	3650	79	Stainless Steel




Plated Steel Lances

- ◆ Zinc Plated Steel
- ◆ Bent Lance
- ◆ 1/4"NPTM x 1/4"NPTM
- ◆ Ventilated Grip
- ◆ Nozzle Protector

Jenny Part Number	Maximum Pressure	Length (inches)	Material
JP7080-U	3650	36	Plated Steel
JP7080-V	3650	48	Plated Steel
JP7080-W	3650	59	Plated Steel
JP7080-X	3650	79	Plated Steel


Dual Lance Wands



General Dual Lance Wands

- ◆ 3650 PSI Max. Pressure
- ◆ Temperature up to 320°F
- ◆ Insulated Handles

Jenny Part Number	General Part Number	Length in Inches	Lance Type	Material
JD7763-D	YDL33	33	Straight	Plated Steel
JD7763-E	YDL41	41	Straight	Plated Steel
JD7763-F	YDL33B	33	Bent	Plated Steel
JD7763-G	YDL41B	41	Bent	Plated Steel
JD7763-H	YDL33SS	33	Straight	Stainless Steel
JD7763-I	YDL41SS	41	Straight	Stainless Steel
JD7763-J	YDL33SSB	33	Bent	Stainless Steel
JD7763	YDL41SSB	41	Bent	Stainless Steel
JD7763-B	ZZDBL	36	Bent	Plated Steel
JD7763-Q	ZZDBL72	72	Bent	Plated Steel



Jenny Part Number	Suttner Part Number	Length in Inches	Lance Type	Material
JD7763-K	ST53	38	Bent - With Knob	Plated Steel
JD7763-L	ST54	38	Bent - With Side Handle	Plated Steel

Suttner Dual Lance Wands

- ◆ 4000 PSI Max.
- ◆ Insulated Handles

Dual Lance Wands



AR Dual Lance Wands

- ◆ 3650 PSI Max. Pressure
- ◆ Temperature up to 284°F
- ◆ Ventilated Handle
- ◆ Plastic Cover over Valve
- ◆ Enlarged Nozzle Protector

Jenny Part Number	AR Part Number	Length in Inches	Lance Type	Material
JD7763-M	AL342	40	Bent	1/8" Plated Steel
JD7763-N	AL343	40	Bent	1/4" Plated Steel
JD7763-O	AL340	40	Bent	1/8" Stainless Steel
JD7763-P	AL344	40	Bent	1/4" Stainless Steel

Telescoping Wands



Telescoping Wands

- ◆ 3000 PSI Max. Pressure
- ◆ Temperature up to 200°F
- ◆ 6 GPM Maximum Volume
- ◆ One Piece Ergonomically Designed Molded Shut-Off Gun
- ◆ Single or Double Piece Aluminum Poles with a Single Fiberglass Outer Shell.
- ◆ 1/4" Wand Hose for Reduced Weight and Operator Fatigue

Jenny Part Number	Maximum Pressure	Minimum Length	Maximum Length
JD7773	3000	6 Ft. 6 In.	12 Ft.
JD7773-A	3000	6 Ft. 6 In.	18 Ft.
JD7773-B	3000	8 Ft. 6 In.	24 Ft.

Rotating Nozzles

Giant Turbo Nozzles

- ◆ Wide angle spray with 0° nozzle impact
- ◆ Temperature rating up to 212°F
- ◆ 1/4"NPTF Inlet

Jenny Part Number	Giant Number	Rotating or Oscillating	Maximum Pressure	Maximum Volume	Nozzle Number
JD7639-E	22041B	Rotating	3600	5.2	3.5
JD7639-K	22044B	Rotating	3600	5.2	4.0
JD7639-F	22040B	Rotating	3600	5.2	4.5
JD7639-L	22045B	Rotating	3600	5.2	5.0
JD7639-B	22042B	Rotating	3600	5.2	5.5
JD7639-M	22046B	Rotating	3600	5.2	6.0
JD7649	22700-30	Oscillating	3600	5.2	3.0
JD7649-A	22700-35	Oscillating	3600	5.2	3.5
JD7649-B	22700-40	Oscillating	3600	5.2	4.0
JD7649-C	22700-45	Oscillating	3600	5.2	4.5
JD7649-D	22700-50	Oscillating	3600	5.2	5.0
JD7649-E	22700-55	Oscillating	3600	5.2	5.5
JD7639-N	22062A	Rotating	5100	12.0	4.0
JD7639-A	22060A	Rotating	5100	12.0	4.5
JD7639-O	22067A	Rotating	5100	12.0	5.0
JD7639-C	22061A	Rotating	5100	12.0	5.5
JD7639-R	22066A	Rotating	5100	12.0	6.0
JD7639-D	22063A	Rotating	5100	12.0	7.0
JD7639-P	22068A	Rotating	5100	12.0	8.0
JD7639-Q	22064A	Rotating	5100	12.0	12.0



General Rotomax Nozzles

- ◆ Wide angle spray with 0° nozzle impact
- ◆ Temperature rating up to 190°F
- ◆ Adjustable Rotation Speed
- ◆ 1/4"NPTF Inlet

Jenny Part Number	General Number	Pressure Range (PSI)	Volume Range (GPM)
JD7639-S	ZRotomax 1	1300-2000	2.1-2.6
JD7639-T	ZRotomax 2	1450-3500	2.9-4.0
JD7639-U	ZRotomax 3	1450-3500	4.2-5.5

Rotating Nozzles

Suttner Rotating Nozzles

- ◆ Wide angle spray with 0° nozzle impact
- ◆ Temperature rating up to 190°F for ST357
- ◆ Temperature rating up to 212°F for ST457
- ◆ 1/4"NPTF Inlet



Jenny Part Number	Suttner Part Number	Orifice Size	Maximum Pressure
JD7632	ST-357	3.0	3000
JD7632-A	ST-357	3.5	3000
JD7632-B	ST-357	4.0	3000
JD7632-C	ST-357	4.5	3000
JD7632-D	ST-357	5.0	3000
JD7632-E	ST-357	5.5	3000
JD7632-F	ST-357	6.0	3000
JD7632-G	ST-457	3.0	3000
JD7632-H	ST-457	3.5	5000
JD7632-I	ST-457	4.0	5000
JD7632-J	ST-457	4.5	5000
JD7632-K	ST-457	5.0	5000
JD7632-L	ST-457	5.5	5000
JD7632-M	ST-457	6.0	5000
JD7632-N	ST-457	6.5	5000
JD7632-O	ST-457	7.0	5000
JD7632-P	ST-457	8.0	5000
JD7632-Q	ST-457	9.0	5000
JD7632-R	ST-457	10.0	5000
JD7632-S	ST-457	11.0	5000
JD7632-T	ST-457	12.0	5000
JD7632-U	ST-457	15.0	5000

Spray Nozzles

Variable Spray Angle Nozzles

- ◆ High and Low Pressure Settings
- ◆ Variable Spray Angle Adjustment
- ◆ 1/4" NPT Female Threads
- ◆ 190° F Temperature Rating
- ◆ 2800 PSI Working Pressures

Jenny Part Number	General Number	Nozzle Size	Orifice Diameter (mm/inches)
JD7629	YHILO110	3.0	1.1/0.043
JD7629-A	YHILO120	3.5	1.2/0.047
JD7629-B	YHILO130	4.0	1.3/0.051
JD7629-C	YHILO140	4.5	1.4/0.055
JD7629-D	YHILO150	5.5	1.5/0.059
JD7629-E	YHILO160	6.0	1.6/0.063
JD7629-F	YHILO170	7.0	1.7/0.067



Industrial/Commercial Wet Sandblasting Kits



- ◆ Industrial/Commercial Duty
- ◆ Easy Assembly and Disassembly
- ◆ 3500 PSI Maximum Working Pressure
- ◆ 1500 PSI Minimum Working Pressure
- ◆ 10 GPM Maximum Flow Rate
- ◆ 3 GPM Minimum Flow Rate

Jenny Part Number	Maximum Pressure	Maximum Flow Rate	Nozzle Size
JD7648	3500 PSI	10 GPM	Specify

Spray Nozzles

Quick Connect Pressure Washer Nozzles

- ◆ Color Coded for easy identification
- ◆ 300°F Maximum Temperature
- ◆ 4000 PSI Working Pressures
- ◆ Hardened Stainless Steel

Orifice Size	0° Red	15° Yellow	25° Green	40° White
3.0	JD7755-15	JD7756-15	JD7757-15	JD7758-15
3.5	JD7755-14	JD7756-14	JD7757-14	JD7758-14
4.0	JD7755	JD7756	JD7757	JD7758
4.5	JD7755-01	JD7756-01	JD7757-01	JD7758-01
5.0	JD7755-02	JD7756-02	JD7757-02	JD7758-02
5.5	JD7755-03	JD7756-03	JD7757-03	JD7758-03
6.0	JD7755-04	JD7756-04	JD7757-04	JD7758-04
6.5	JD7755-05	JD7756-05	JD7757-05	JD7758-05
7.0	JD7755-06	JD7756-06	JD7757-06	JD7758-06
7.5	JD7755-07	JD7756-07	JD7757-07	JD7758-07
8.0	JD7755-08	JD7756-08	JD7757-08	JD7758-08
9.0	JD7755-09	JD7756-09	JD7757-09	JD7758-09
10.0	JD7755-10	JD7756-10	JD7757-10	JD7758-10
12.0	JD7755-11	JD7756-11	JD7757-11	JD7758-11



Quick Connect Brass Soap Nozzles

- ◆ Color Coded for easy identification
- ◆ 300°F Maximum Temperature
- ◆ 500 PSI Working Pressures



Orifice Size	25° Spray Angle	50° Spray Angle	65° Spray Angle
40.0	JD7759	N/A	JD7759-01
50.0	N/A	JD7759-02	N/A

Spray Nozzles

1/4 MEG Pressure Washer Nozzles

- ◆ Hardened Stainless Steel
- ◆ 4000 PSI Working Pressures



Orifice Size	0°	15°	25°	40°
3.0	JD2807-B	JD2807-A	JD2807-C	JD2807-D
3.5	JD3924-A	JD3924-B	JD3924-C	JD3924-D
4.0	JD6124	JD6123	JD6094	JD6125
4.5	JD3705	JD3704	JD3882	JD3703
5.0	JD6072	JD6073	JD3523	JD6074
5.5	JD3880	JD3877	JD3883	JD3880-01
6.0	JD3413	JD3342	JD3412	JD3414
6.5	JD3879	JD3876	JD3881	JD2997-A
7.0	JD6180	JD6181	JD3942	JD7633
7.5	JD3905	JD3906	JD3907	JD3908
8.0	JD3667	JD3810	JD3534	JD3668
8.5	JD6142	JD6143	JD6144	JD6145
9.0	JD3359	JD3358	JD3357	JD3352
10.0	JD3346	JD3345	JD3346-A	JD3346-B
11.0	JD7266-01	JD7266	JD7266-02	JD7266-03
12.0	JD6191	JD6192	JD6193	JD6194
13.0	JD6026	JD6026-A	JD6026-B	JD6026-C
15.0	JD6006	JD6007	JD3691	JD3884
20.0	JD6225-A	JD6225-B	JD6225	JD6225-C
25.0	JD6048	JD6048-A	JD6048-B	JD6048-C
30.0	JD3727-A	JD3727-B	JD3727-C	JD3727
40.0	JD7267-A	JD7267-B	JD7267-C	JD7267
50.0	JD6057	JD6057-A	JD6057-B	JD6057-C
60.0	JD6060	JD6060-A	JD6060-B	JD6060-C

Steam Nozzles

Steam Nozzles

- ◆ Made from Steel
- ◆ Painted or Plated
- ◆ 3/8"NPTM
- ◆ Orifice ordered Separately

Jenny Part Number	Description
JD 459	2" Flat Nozzle
JD 460	4" Flat Nozzle
JD 460-A	6" Flat Nozzle
JP3308-B	Round Steam Nozzle
JP3175-?	Stainless Steel Orifice (Specify Orifice Size)



Nozzle Holders

Double Nozzle Holder

- ◆ 3000 PSI Working Pressure
- ◆ 8.0 Gallons Per Minute
- ◆ 300° F Temperature Rating
- ◆ 1/4"NPT Female Threads

Jenny Part Number	Maximum Pressure	Gallons Per Minute	Maximum Temperature
JD6141-A	3000	8.0	300°F



Adjustable Nozzle Holder

- ◆ High and Low Pressure Settings
- ◆ 1/4"NPT Female Thread
- ◆ 300° F Temperature Rating
- ◆ 3650 PSI Working Pressures



Jenny Part Number	Maximum Pressure	Gallons Per Minute	Maximum Temperature
JD6141	3650	7.8	300°F

Flow Actuated Unloaders

General Flow Actuated K-Series Unloaders

- ◆ Stainless Steel and Brass Internal Parts
- ◆ No High Bypass Pressures or Spikes

Jenny Part Number	Part Number	Maximum Pressure	Volume Range (GPM)	Temperature
JD3325	ZK3.0	400-1450	2.1-3.0	165° F
JD3325-A	ZK3.1	400-1450	3.0-4.2	165° F
JD3325-B	ZK3.2	400-1450	4.2-5.5	165° F
JD3325-C	ZK3.3	400-1450	5.0-6.0	165° F
JD3325-D	ZK5.0	1000-3000	2.1-3.0	165° F
JD3325-E	ZK5.1	1000-3000	3.0-4.2	165° F
JD3325-F	ZK5.2	1000-3000	4.2-6.6	165° F
JD3325-G	ZK5.3	1000-3000	6.6-10.8	165° F
JD3325-H	ZK7.0	100-3000	2.1-3.0	165° F
JD3325-I	ZK7.1	100-3000	3.0-4.2	165° F
JD3325-J	ZK7.2	100-3000	4.2-6.6	165° F
JD3325-K	ZK7.3	100-3000	6.6-10.8	165° F
JD3325-L	ZK9	100-5800	2.5-13.2	165° F



Giant Flow Actuated 22600 Series Unloaders

- ◆ Forged Brass
- ◆ No High Bypass Pressures or Spikes



Jenny Part Number	Part Number	Maximum Pressure	Volume Range (GPM)	Temperature
JD3324-T	22648	0-3000	1.5-4.0	160° F
JD3324-U	22650	0-3000	3.0-4.5	160° F
JD3324-V	22654A	3000-4000	3.5-4.8	160° F
JD3324-K	22655	0-3000	3.0-5.5	160° F
JD3324-D	22656	0-3000	4.5-6.5	160° F
JD3324-S	22647	0-3000	5.5-6.5	160° F

Pressure Unloaders

General Pressure Actuated YU Series High Volume Unloaders

- ◆ 1/2" NPTF Ports (2 Inlet)
- ◆ 21.0 Gallons Per Minute

Jenny Part Number	General Part Number	Maximum Pressure	Gallons Per Minute	Maximum Temperature
JD3324-R	YU2121	2200	21.0	200°F
JD3325-M	YU2140	4050	21.0	200°F
JD3324-N	YU2158	5800	21.0	200°F



General Pressure Actuated YB Series Unloaders

- ◆ 3/8" NPT Ports



Jenny Part Number	General Part Number	Maximum Pressure	Gallons Per Minute	Maximum Temperature
JD3325-N	YVB130K	2300	6.5	165°F
JD3324-O	YVB7K	3200	8.0	165°F
JD3324-M	YVB350	5100	6.5	165°F

General Reduced Pressure YU Series Unloaders

- ◆ 3/8" NPTF Ports
- ◆ 750 PSI Trapped Pressure

Jenny Part Number	General Part Number	Maximum Pressure	Gallons Per Minute	Maximum Temperature
JD3325-O	YU3678	3200	8.0	165°F



General Pressure Actuated YU Series Unloaders

- ◆ 3/8" NPTF Ports - 2 Inlet & 2 Bypass




Jenny Part Number	General Part Number	Maximum Pressure	Gallons Per Minute	Maximum Temperature
JD3325-P	YU815	1450	8.0	160°F
JD3325-Q	YU831	3200	8.0	160°F

Pressure Unloaders

Suttner Pressure Actuated Unloaders

- ◆ 3/8" NPTF Ports
- ◆ 1/4" NPTF Bypass
- ◆ Available with Injector(-I) and/or Pressure Switch(-S) Built-in

Jenny Part Number	Suttner Part Number	Maximum Pressure	Gallons Per Minute	Maximum Temperature
JD7402	ST261	3600	8.0	176°F
JD7402-A	ST261-I	3600	8.0	176°F
JD7402-B	ST261-S	3600	8.0	176°F
JD7402-C	ST261-SI	3600	8.0	176°F
JD7402-D	ST270	1900	4.0	176°F
JD7402-E	ST280	3600	8.0	176°F



Giant Pressure Actuated Heavy Duty Unloaders

- ◆ 1/2" NPT Ports

Jenny Part Number	Giant Part Number	Maximum Pressure	Gallons Per Minute	Maximum Temperature
JD3324-J	22910A	800	13.0	160°F
JD3324-B	22911A	1400	13.0	160°F
JD3324	22912A	2400	13.0	160°F
JD3324-A	22913A	3000	13.0	160°F

AR Pressure Actuated Unloaders

- ◆ 3/8" NPT Inlet & Bypass - 2 Ports Each
- ◆ 3/8" NPT Outlet
- ◆ 1/4" NPT Gauge Port

Jenny Part Number	AR Part Number	Maximum Pressure	Gallons Per Minute	Maximum Temperature
JD3327	AL606	3650	7.8	190°F



Pressure Unloaders

AR Pressure Actuated Unloaders




- ◆ 3/8" NPTF Inlet & Outlet Ports
- ◆ 1/4" NPTF Bypass Port

Jenny Part Number	AR Part Number	Maximum Pressure	Gallons Per Minute	Maximum Temperature
JD3327-A	AL621	3000	7.8	190°F

Chemical Injectors

General Adjustable Chemical Injectors



- ◆ 3/8"NPTM Inlet and Outlet
- ◆ 0-15% Adjustable Injection Rate
- ◆ 194°F Maximum Temperature

Jenny Part Number	General Part Number	Maximum Pressure	Gallons Per Minute	Material
JD6158	GAINJ18	3200	0-2.6	Brass
JD6158-A	GAINJ21	3200	2.6-4.0	Brass
JD6158-B	GAINJ23	3200	4.0-5.3	Brass
JD6140-E	YSSAINJ18	5800	0-2.6	Stainless Steel
JD6140-F	YSSAINJ21	5800	2.6-4.0	Stainless Steel
JD6140-G	YSSAINJ23	5800	4.0-5.3	Stainless Steel

General Robokim Adjustable Chemical Injectors

- ◆ 3/8"NPTM Inlet and Outlet
- ◆ 210°F Maximum Temperature

Jenny Part Number	General Part Number	Maximum Pressure	Gallons Per Minute	Material
JD6158-F	ZROBO0	3200	2.1-2.9	Brass
JD6158-G	ZROBO1	3200	2.9-4.0	Brass
JD6158-H	ZROBO2	3200	4.0-5.6	Brass
JD6158-I	ZROBO3	3200	6.6-10.8	Brass



Chemical Injectors



Suttner Adjustable Chemical Injectors



- ◆ 3/8" NPTM Inlet and Outlet
- ◆ 210°F Maximum Temperature

Jenny Part Number	Suttner Part Number	Maximum Pressure	Material
JD6172	ST 62	3600	Brass

AR Adjustable Chemical Injectors

- ◆ 3/8" NPTM Inlet and 3/8" NPTF Outlet
- ◆ 194°F Maximum Temperature

Jenny Part Number	AR Part Number	Maximum Pressure	Gallons Per Minute	Material
JD6154	AL472	3650	2.0-3.0	Brass
JD6154-A	AL477	3650	3.0-4.0	Brass
JD6154-B	AL478	3650	4.0-5.5	Brass



General Fixed Chemical Injectors


- ◆ 3/8" NPTM Inlet and Outlet
- ◆ 194°F Maximum Temperature

Jenny Part Number	General Part Number	Maximum Pressure	Gallons Per Minute	Material
JD6158-J	GFINJ18	3650	0-2.6	Brass
JD6158-K	GFINJ21	3650	2.6-4.0	Brass
JD6158-L	GFINJ23	3650	4.0-5.3	Brass

Suttner Fixed Chemical Injectors

- ◆ 3/8" NPTM Inlet and 3/8" NPTF Outlet
- ◆ 194°F Maximum Temperature

Jenny Part Number	Suttner Part Number	Maximum Pressure	Gallons Per Minute	Material
JD6172-A	ST 60 1.8	3600	0-2.6	Brass
JD6172-B	ST 60 2.1	3600	2.6-4.0	Brass
JD6172-C	ST 60 2.4	3600	4.0-5.3	Brass




Chemical Injectors

AR Fixed Chemical Injectors

- ◆ 3/8"NPTM Inlet and 3/8NPTF Outlet
- ◆ 194°F Maximum Temperature

Jenny Part Number	AR Part Number	Maximum Pressure	Gallons Per Minute	Material
JD6154-C	AL471	3650	2.0-3.0	Brass
JD6154-D	AL475	3650	3.0-4.0	Brass
JD6154-E	AL476	3650	4.0-5.5	Brass



Pressure Relief Valves

Giant Pressure Relief Valves

- ◆ 10.0 GPM Maximum Flow Rate
- ◆ 160°F Maximum Temperature



Jenny Part Number	Giant Part Number	Pressure Range	Thread Size
JD7048-D	22530A	0-1200	3/8"NPTM
JD7048-C	22531A	1200-2400	3/8"NPTM
JD7048-A	22532A	2400-3600	3/8"NPTM
JD7048-B	22533A	3600-5000	3/8"NPTM
JD7048-E	22550A	0-1200	1/4"NPTM
JD7048-F	22560A	1200-2400	1/4"NPTM
JD7048-G	22565A	2400-3600	1/4"NPTM
JD7048-H	22568A	3600-5000	1/4"NPTM

Thermal Relief Valves

General Thermal Relief Valves

- ◆ Protects Pump from Excessive Heat
- ◆ 145°F Maximum Temperature

Jenny Part Number	General Part Number	Thread Size
JD6162-C	100512	1/4"NPTM
JD6162-B	100513	3/8"NPTM
JD6162-A	100514	1/2"NPTM



Quick Couplings

Quick Connect Plugs

- ◆ Temperature Range -40°F to 250°F

Jenny Part Number	Body Size	Thread Size	Material	Maximum Pressure (PSI)	Maximum Volume (GPM)
JD3103	1/8	1/8 NPTM	Brass	2500	3.0
JD3103-10	1/8	1/8 NPTF	Brass	2500	3.0
JD3103-04	1/4	1/4 NPTM	Brass	5200	6.0
JD3103-03	1/4	1/4 NPTF	Brass	5200	6.0
JD3103-11	3/8	3/8 NPTM	Brass	2700	12.0
JD3103-05	3/8	3/8 NPTF	Brass	2700	12.0
JD3103-12	1/2	1/2 NPTM	Brass	2200	12.0
JD3103-02	1/2	1/2 NPTF	Brass	2200	12.0
JD3103-16	1/8	1/8 NPTM	Plated Steel	2600	3.0
JD3103-17	1/8	1/8 NPTF	Plated Steel	2600	3.0
JD3103-13	1/4	1/4 NPTM	Plated Steel	5200	6.0
JD3103-07	1/4	1/4 NPTF	Plated Steel	5200	6.0
JD3103-09	3/8	3/8 NPTM	Plated Steel	3500	12.0
JD3103-06	3/8	3/8 NPTF	Plated Steel	3500	12.0
JD3103-15	1/2	1/2 NPTM	Plated Steel	5500	12.0
JD3103-14	1/2	1/2 NPTF	Plated Steel	5500	12.0
JD3103-C	1/8	1/8 NPTM	Stainless Steel	4200	3.0
JD3103-D	1/8	1/8 NPTF	Stainless Steel	4200	3.0
JD3103-E	1/4	1/4 NPTM	Stainless Steel	6700	6.0
JD3103-F	1/4	1/4 NPTF	Stainless Steel	6700	6.0
JD3103-B	3/8	3/8 NPTM	Stainless Steel	5500	12.0
JD3103-A	3/8	3/8 NPTF	Stainless Steel	5500	12.0
JD3103-H	1/2	1/2 NPTM	Stainless Steel	3000	12.0
JD3103-J	1/2	1/2 NPTF	Stainless Steel	3000	12.0



Quick Couplings

Quick Connect Sockets

- ◆ Buna-N Seal Material Standard
- ◆ Viton Seal Material is Available
- ◆ Temperature Range -40°F to 250°F



Jenny Part Number	Body Size	Thread Size	Material	Maximum Pressure (PSI)	Maximum Volume (GPM)
JD3102-12	1/8	1/8 NPTM	Brass	2500	3.0
JD3102	1/8	1/8 NPTF	Brass	2500	3.0
JD3102-03	1/4	1/4 NPTM	Brass	5200	6.0
JD3102-02	1/4	1/4 NPTF	Brass	5200	6.0
JD3102-04	3/8	3/8 NPTM	Brass	2700	12.0
JD3102-05	3/8	3/8 NPTF	Brass	2700	12.0
JD3102-13	1/2	1/2 NPTM	Brass	2200	12.0
JD3102-01	1/2	1/2 NPTF	Brass	2200	12.0
JD3102-H	1/8	1/8 NPTM	Stainless Steel	4200	3.0
JD3102-J	1/8	1/8 NPTF	Stainless Steel	4200	3.0
JD3102-K	1/4	1/4 NPTM	Stainless Steel	6700	6.0
JD3102-L	1/4	1/4 NPTF	Stainless Steel	6700	6.0
JD3102-B	3/8	3/8 NPTM	Stainless Steel	5500	12.0
JD3102-A	3/8	3/8 NPTF	Stainless Steel	5500	12.0
JD3102-M	1/2	1/2 NPTM	Stainless Steel	3000	12.0
JD3102-N	1/2	1/2 NPTF	Stainless Steel	3000	12.0

Twist Connect Fittings

- ◆ 3650 PSI Maximum Pressure
- ◆ 7.8 GPM Flow Rate
- ◆ 300°F Maximum Temperature

Jenny Part Number	Plug or Socket	Thread Size	Material
JD7997	Plug	1/4" NPTF	Brass
JD7997-A	Plug	3/8" NPTF	Brass
JD7997-B	Plug	3/8" NPTM	Brass
JD7998	Socket	3/8" NPTF	Brass
JD7998-A	Socket	3/8" NPTM	Brass




Gas Burner Rings

Gas Burner Rings

- ◆ Natural Updraft
- ◆ Cast Iron Ring
- ◆ Brass Burner Jets
- ◆ Pilot Available


Jenny Part Number	Number of Nozzles	Orifice Size
JD2359	32	Specify
JD3161	44	Specify
JD3171	88	Specify
Pilot	1	Natural or LP Gas
Bracket	0	N/A



Gas Solenoid Valves

Gas Solenoid Valves

- ◆ LP or Natural Gas
- ◆ 1" NPTF (Nat) - For 3/4" NPTF (LP)
Order JD2366-06 Conversion Kit



Jenny Part Number	Voltage	Standing Pilot or Electronic Ignition	Natural or LP Gas
JD3845-E	24 Volt	Standing Pilot	Specify
JD3845	120 Volt	Standing Pilot	Specify
JD3845-F	220 Volt	Standing Pilot	Specify
JD3845-J	24 Volt	Electronic Ignition	Specify

Draft Diverters

Natural Updraft Draft Diverters

- ◆ Made from Galvanized Steel

Jenny Part Number	Duct Diameter
JD2364	6" Diameter
JD3167	8" Diameter
JD3018	10" Diameter
JD3073	12" Diameter



Burner Nozzles

Burner Nozzles

- ◆ 9/16-24 Thread Size
- ◆ Micro Filter Included
- ◆ A - Hollow Cone
- ◆ B - Solid Cone



Gallons Per Hour	Spray Angle	Hollow Cone (A) or Solid Cone (B)
Specify	Specify	Specify A or B

Fuel Pumps

Fuel Pumps



- ◆ 1725 or 3450 RPM
- ◆ Kerosene, Fuel Oil or Diesel Fuel
- ◆ 3 GPH


Jenny Part Number	Suntec Part Number	Gallons Per Hour	RPM
JD3306-A	A1VA-7112	3.0	1725
JD3306-D	A2VA-7116	3.0	3450

Fuel Solenoid Valves

Fuel Solenoid Valves

- ◆ Mount in Any Direction
- ◆ Available in either Pump or Remote Mount
- ◆ Complete with Valve, Coil, and Cordset
- ◆ 1/8" NPT

Jenny Part Number	Suntec Part Number	Voltage	Pump or Remote Mount
JD3306-B	R642NL	120 Volt	Pump Mount
JD3306-C	R753NL	230 Volt	Pump Mount
JD7204-A	C641DR	120 Volt	Remote Mount
JD7204-B	C753NR	230 Volt	Remote Mount
JD7204-C	C261NR	12/24 Volt	Remote Mount



Solenoid Valves

Solution Solenoid Valves

- ◆ 1/4" Orifice Size
- ◆ 185°F Maximum Fluid Temperature
- ◆ 1/4" NPTF
- ◆ Stainless Steel Body
- ◆ Comes Complete with DIN Connector



Jenny Part Number	Voltage
JD2162-D	12 Volts
JD2162-F	24 Volts
JD2162	120 Volts
JD2162-A	230 Volts

Float Valves



Double Lever Float Valves


- ◆ Double Lever Action to ensure shut-off
- ◆ 1/2" NPTM

Jenny Part Number	Maximum Pressure	Thread Size
JD2988	60 Psi	1/2" NPTM

Float Valves

- ◆ Brass Construction
- ◆ 1/2" NPTM or 3/4" NPTM

Jenny Part Number	Maximum Pressure	Thread Size
JD2988-B	60 Psi	1/2" NPTM
JD3013	60 Psi	3/4" NPTM



Float Valves

General Float Valve

- ◆ Brass Construction
- ◆ 3/8" NPTM
- ◆ Float and Rod Included



Jenny Part Number	Maximum Pressure	Thread Size
JD8060-02	145 Psi	3/8" NPTM

Float Tank

General Float Tank

- ◆ Plastic Tank
- ◆ Cover Included



Jenny Part Number	Volume
JD8060-03	1 Gallon

Float Balls

Jenny Part Number	Diameter	Material
JD1416-01	4"	Plastic



Valves

Ball Valves

- ◆ 1/4 Turn Open to Close
- ◆ Hard Chromium Plated Ball



Jenny Part Number	Maximum Pressure	Thread Size	Material
JD3309	250 Psi	1/4" NPTF	Brass
JD3139	250 Psi	3/8" NPTF	Brass
JD3194-A	2000 Psi	3/8" NPTF	Carbon Steel
JD3194-C	2000 Psi	3/8" NPTF	Carbon Steel Panel Mount

Valves

Chemical Metering Valve

- ◆ Panel Mounted
- ◆ 1/4" Hose Barb Inlet and Outlet Fittings

Jenny Part Number	Maximum Pressure	Hose Size	Material
JD6248	200 Psi	1/4" Hose Barb	Brass



Strainers

Chemical Strainers

- ◆ 1/4" Hose Barb
- ◆ Plastic or Brass Construction



Jenny Part Number	Hose Size	Material
JD7140	1/4" Hose Barb	Plastic
JD7140-A	1/4" Hose Barb	Brass

Inlet In-Line Water Strainers

- ◆ 1/2" NPT Inlet and Outlet
- ◆ Aluminum Housing with Bypass Port
- ◆ Stainless Steel Mesh Filter

Jenny Part Number	Maximum Pressure	Gallons Per Minute	Maximum Temperature
JD7782	145 PSI	5.8 GPM	176°F



Pressure Regulator

Inlet Water Pressure Regulator

- ◆ Solid Brass Construction
- ◆ Regulates incoming water pressure
- ◆ Up to 7 GPM



Jenny Part Number	Maximum Pressure	Gallons Per Minute
JD7228	150 PSI	10 GPM

Switches

Suttner Flow Switches




- ◆ 3600 PSI Maximum Pressure
- ◆ 1.0 to 8.0 GPM Flow Rate
- ◆ 3 Wire - Normally Open, Normally Closed
- ◆ ST-5 Mounts Vertically
- ◆ ST-6 Mounts in any Direction

Jenny Part Number	Suttner Part Number	Maximum Pressure	Gallons Per Minute
JD7279-A	ST-5	3600	8.0
JD7279	ST-6	3600	8.0

Pressure Switches

- ◆ 3500 PSI Maximum Pressure
- ◆ 3 Wire - Normally Open, Normally Closed
- ◆ 190 °F Maximum Temperature
- ◆ Stainless Steel Plunger
- ◆ 250 Volt Maximum
- ◆ 15 Amp Microswitch



Jenny Part Number	Maximum Pressure	Thread Size
JD3977-B	3500	1/4" NPTM
JD3977	3500	3/8" NPTM

Over Temperature Switch



- ◆ 3500 PSI Maximum Pressure
- ◆ Normally Closed - Open on High Temperature Condition
- ◆ Solid Brass Construction
- ◆ 80" Long SJO wire leads

Jenny Part Number	Maximum Pressure	Thread Size	Maximum Temperature
JD7137	3500	1/2" NPTM	240°F
JD7137-A	3500	1/2" NPTM	340°F

Switches



Toggle Switches


- ◆ Single or Double Pole
- ◆ Single or Double Throw

Jenny Part Number	Maximum Voltage	Maximum Amperage	Number of Poles	Single or Double Throw	Terminals or Leads
JD2124	120V	6A	Single	Single	Leads
JD1656	240V	10A	Single	Single	Terminals
JE 966-A	120V	20A	Single	Single	Terminals
JD7071	240V	30A	Single	Single	Terminals
JD6168-04	240V	20A	Double	Single	Terminals
JD6168-05	240V	3A	Double	Single	Leads

Contactors


- ◆ Double or Triple Pole

Jenny Part Number	Number of Poles	Maximum Amperage	Coil Voltage
JP3530-D	2	30	24
JP3530-B	2	30	110
JP3530-C	2	25	230
JD7651-B	3 with Aux. Contact	30	24
JD7651	3 with Aux. Contact	30	110
JD7651-A	3 with Aux. Contact	30	230



Thermal Overloads

- ◆ Triple Pole
- ◆ Adjustable Ranges



Jenny Part Number	Amperage Range
JD7651-02	0.63-1.0 Amps
JD7651-03	1.0-1.4 Amps
JD7651-05	1.7-2.5 Amps
JD7651-06	2.2-4.0 Amps
JD7651-08	3.5-5.0 Amps
JD7651-10	6.0-8.5 Amps
JD7651-11	7.5-11.0 Amps
JD7651-12	10.0-14.0 Amps
JD7651-13	13.0-19.0 Amps
JD7651-14	15.0-25.0 Amps
JD7651-15	24.0-32.0 Amps

Control Transformers



Control Transformers

- ◆ Dry Type Step Down Transformers
- ◆ UL Listed CSA certified

Jenny Part Number	Primary Voltage	Secondary Voltage	VA Rating	Open or Enclosed
JD3987-11	120-240V	24V	100 VA	Open
JD3987-12	240-480V	24V	100 VA	Open
JD3987-13	600V	24V	100 VA	Open
JD2569	240-480V	120V	100 VA	Open
JD3987-B	600V	120V	100 VA	Open
JD3987	240-480V	120-240V	50 VA	Enclosed
JD3987-03	240-480V	120-240V	100 VA	Enclosed
JD3987-01	240-480V	120-240V	150 VA	Enclosed
JD3987-02	240-480V	120-240V	250 VA	Enclosed

Ground Fault Circuit Interrupters

Ground Fault Circuit Interrupters

- ◆ UL Listed CSA certified
- ◆ Outdoor Rated
- ◆ Pig Tail End for Easy Connection

Jenny Part Number	Voltage	Amperage	Cord Length
JD7179-A	120 Volt	15 Amps	35 Feet
JD7179-B	120 Volt	20 Amps	35 Feet
JD7179-C	120 Volt	30 Amps	35 Feet
JD7179-D	240 Volt	15 Amps	35 Feet
JD7179-E	240 Volt	20 Amps	35 Feet
JD7179-F	240 Volt	30 Amps	35 Feet



Wire

SO Wire

- ◆ UL Listed CSA certified
- ◆ Outdoor Rated



Jenny Part Number	Wire Size	Number of Conductors	Wire Type	Voltage Rating
JE 426	4 Gauge	3 Wire	SO	600V
JP1865	4 Gauge	4 Wire	SO	600V
JE 692	6 Gauge	4 Wire	SO	600V
JE 485	8 Gauge	3 Wire	SO	600V
JE 479	8 Gauge	4 Wire	SO	600V
JE 431	10 Gauge	3 Wire	SO	600V
JE 444	10 Gauge	4 Wire	SO	600V
JE 438	12 Gauge	3 Wire	SO	600V
JE 443	12 Gauge	4 Wire	SO	600V
JE 434	14 Gauge	3 Wire	SO	600V
JE 442	14 Gauge	4 Wire	SO	600V
JE 455	16 Gauge	3 Wire	SO	600V
JE 441	16 Gauge	4 Wire	SO	600V

16 AWG Color Wire

- ◆ 16 Gauge AWG Stranded Wire
- ◆ Color Coded for Easy Identification

Jenny Part Number	Color	Wire Size	Wire Type	Voltage Rating
JD3871-01	Black	16 Gauge	AW G	600V
JD3871-02	White	16 Gauge	AW G	600V
JD3871-03	Red	16 Gauge	AW G	600V
JD3871-04	Green	16 Gauge	AW G	600V
JD3871-05	Brown	16 Gauge	AW G	600V
JD3871-06	Yellow	16 Gauge	AW G	600V
JD3871-07	Blue	16 Gauge	AW G	600V
JD3871-08	Orange	16 Gauge	AW G	600V
JD3871-09	Gray	16 Gauge	AW G	600V
JD3871-10	Violet	16 Gauge	AW G	600V



Wire Strain Reliefs

Liquid Tight Wire Strain Reliefs

- ◆ UL Listed CSA certified

Jenny Part Number	Wire Size	Thread Size	Straight or 90° Elbow
JD1687-07	3/8"-1/2"	1/2" NPTM	Straight
JD1687-06	1/4"-3/8"	1/2" NPTM	Straight
JD1687-05	1/2"-5/8"	1/2" NPTM	Straight
JD1687-17	5/8"-3/4"	3/4" NPTM	Straight
JD1687-19	3/4"-1"	1" NPTM	Straight
JD1687-18	1"-1-3/8"	1-1/2" NPTM	Straight
JD1687-14	3/8"-1/2"	1/2" NPTM	90° Elbow
JD1687-12	1/2"-5/8"	1/2" NPTM	90° Elbow
JD1687-15	1/2"-5/8"	3/4" NPTM	90° Elbow
JD1687-16	5/8"-3/4"	3/4" NPTM	90° Elbow




Rubber Grommets

Rubber Grommets

- ◆ Use to protect wire when running through openings
- ◆ Hold Pressure Washer Nozzles

Jenny Part Number	Opening Hole Size	Grommet Size
JD3385-01	1 1/16"	7/16"
JD3385	7/8"	5/8"
JP 675	1-13/16"	1-1/2"
JD6071	2-1/2"	2-1/8"



Test Gauge Set-up

Pressure and Temperature Test Gauge

- ◆ Quick Coupled Pressure Gauges
- ◆ 0 - 550°F Temperature Range
- ◆ 3/8" S.S. Quick Connects



Jenny Part Number	Maximum Pressure	Maximum Temperature
JD6500	5000	550°F

Pressure Gauges

Pressure Gauges

- ◆ Glycerin Filled to Reduce Vibration
- ◆ ±2% Accuracy over middle 1/3 range
- ◆ Bottom or Back connections



Jenny Part Number	Pressure Range	Panel Mount or Bottom Mount	Connection Size
JP 524	0-200 PSI	Panel Mount	1/4" NPTM
JP2732	0-600 PSI	Panel Mount	1/4" NPTM
JD3418	0-1500 PSI	Panel Mount	1/4" NPTM
JD7195	0-2000 PSI	Bottom Mount	1/4" NPTM
JD3993	0-3000 PSI	Panel Mount	1/4" NPTM
JD7195-A	0-3000 PSI	Bottom Mount	1/4" NPTM
JD7727	0-5000 PSI	Panel Mount	1/4" NPTM
JD3725	0-5000 PSI	Bottom Mount	1/4" NPTM

Accumulators



Accumulators

- ◆ 3/8" NPTF Inlet
- ◆ Specify Precharge

Jenny Part Number	Pressure Range	Maximum Flow	Precharge
JD7646	0-3000 PSI	10.0 GPM	Specify

Pump Oil

Ultra High Performance Synthetic Pump Crankcase Oil

- ◆ Superior Thermal Stability
- ◆ Lowest Friction Coefficient Available
- ◆ High Film Strength
- ◆ Greatest Viscosity Shear Strength
- ◆ Highest Anti-Wear Protection
- ◆ Corrosion and Oxidation Resistant



Jenny Part Number	Bottle Size
JD7999-B	1 Pint

Gasoline Tank



Gasoline Tank

- ◆ 3 Gallon Capacity
- ◆ Built-In Fuel Gauge

Jenny Part Number	Capacity
JD7770	3 Gallons

Battery Box

Battery Box

- ◆ All Plastic Construction
- ◆ Fits Type BCI Group U-1
- ◆ Includes Tie Down Strap

Jenny Part Number	Battery Type	Battery Size
JD7769	Group U-1	11x7-1/2x8-3/4



Rotary Surface Cleaner

Rotary Surface Cleaner

- ◆ Durable Plastic Deck
- ◆ Complete with Gun
- ◆ 18" & 24" Feature 4 Casters for Easy Maneuvering

Jenny Part Number	Deck Diameter	Pressure Range	Maximum Flow	Maximum Temperature
JD6175	16"	0-3500 PSI	6.0 GPM	180°F
JD6175-A	18"	0-3500 PSI	6.0 GPM	180°F
JD6175-B	24"	0-3500 PSI	6.0 GPM	180°F



Product Index

A	
Accumulators.....	69
Adjustable Chemical Injectors.....	54,55
AR Adjustable Chemical Injectors.....	55
General Adjustable Chemical Injectors.....	54
General Robokim Adjustable Chemical Injectors.....	54
Suttner Adjustable Chemical Injectors.....	55
Adjustable Nozzle Holders.....	50
All Electric Combination Washers.....	13
All Purpose Cleaner Kit.....	14
All Purpose Powder.....	15
AR Adjustable Chemical Injectors.....	55
AR North America Fixed Chemical Injectors.....	56
AR North America Multi-Port Pressure Actuated Unloaders.....	53
AR North America Dual Lance Wands.....	44
AR North America Pumps.....	29
AR Pump Repair Kits.....	32
AR North America Trigger Guns.....	41
AR North America Pressure Actuated Unloaders.....	54
Automatic Shutters.....	19
B	
Ball Valves.....	62
Battery Box.....	70
Belt Drive Fans.....	18
Belts.....	37
AX Belts.....	37
BX Belts.....	37
Burner Nozzles.....	60
C	
Cabinet Washer Powder.....	16
Car Wash Detergent Powder.....	15
Cat Pumps.....	26
Cat Pump Repair Kits.....	31
Chemical Hoses.....	22
Clear PVC Chemical Hoses.....	22
D	
Clear Reinforced PVC Chemical Hoses.....	22
Chemical Injectors.....	54,55,56
Adjustable Chemical Injectors.....	54,55
AR Adjustable Chemical Injectors.....	55
AR Fixed Chemical Injectors.....	56
Fixed Chemical Injectors.....	55,56
General Adjustable Chemical Injectors.....	54
General Fixed Chemical Injectors.....	55
General Robokim Adjustable Chemical Injectors.....	54
Suttner Adjustable Chemical Injectors.....	55
Suttner Fixed Chemical Injectors.....	55
Chemical Metering Valves.....	63
Chemical Strainers.....	63
Chemicals.....	14,15,16,17
Drum Kits.....	14
Liquids.....	16,17
Powders.....	15,16
Coil Clean Powder.....	16
Cold Pressure Washers.....	4,5
Electric Cold Pressure Washers.....	4
Gasoline Engine Cold Pressure Washers.....	5
Combination Steam Cleaner/Pressure Washer Hoses.....	20
Combination Washers.....	11,12,13
All Electric Combination Washers.....	13
Gas Fired Combination Washers.....	12
Oil Fired Combination Washers.....	11
Contactors.....	65
Control Transformers.....	66
Custom Hoses.....	23
D	
Direct Drive Fans.....	18
Double Lever Float Valves.....	61
Double Nozzle Holders.....	50
Draft Diverters.....	59
Drum Kits.....	14
All Purpose Cleaner Kit.....	14
Extreme Duty Degreaser Kit.....	14

Product Index

Heavy Duty Cleaner Kit.....14
 Heavy Duty Truck Wash Kit.....14
Dual Lances.....43,44

E

Electric Cold Pressure Washers.....4
Electric Motors.....33,34
 Open Drip Proof Rigid Base Motors.....33
 Open Drip Proof Rigid Base with C-Face Motors.....33
 Totally Enclosed Fan Cooled Rigid Base Motors.....34
 Totally Enclosed Fan Cooled Rigid Base w/ C-Face Motors...34
Entry Level Oil Fired Hot Pressure Washers.....6
Explosion Proof Fans.....19
Extreme Duty Degreaser Kit.....14

F

Fans.....18,19
 Belt Drive Fans.....18
 Direct Drive Fans.....18
 Explosion Proof Fans.....19
Fixed Chemical Injectors.....55,56
 AR Fixed Chemical Injectors.....56
 General Fixed Chemical Injectors.....55
 Suttner Fixed Chemical Injectors.....55
Float Balls.....62
Float Tanks.....62
Float Valves.....61
 Double Lever Float Valves.....61
 General Float Valves.....62
Flow Actuated Unloaders.....51
 General Flow Actuated K-Series Unloaders.....51
 Giant Flow Actuated 22600 Series Unloaders.....51
Flow Switches.....64
Fuel Pumps.....60
Fuel Solenoid Valves.....60

G

Garden Hoses.....21
 Green Flexogen Garden Hoses.....21
 Heavy Duty Black Rubber Industrial Garden Hoses.....21
 Red Flexogen Garden Hoses.....21
Gas Burner Rings.....59
Gas Fired Combination Washers.....12
Gas Fired Hot Pressure Washers.....8
Gas Fired Steam Cleaners.....10
Gas Solenoid Valves.....59
Gasoline Engine Cold Pressure Washers.....5
Gasoline Tank.....70
General Adjustable Chemical Injectors.....54
General Dual Lance Wands.....43
General Fixed Chemical Injectors.....55
General Float Valves.....62
General Flow Actuated K-Series Unloaders.....51
General Pumps.....25
 General Pump Repair Kits.....30
General Robokim Adjustable Chemical Injectors.....54
General Rotomax Nozzles.....45
General Thermal Relief Valves.....56
General Trigger Guns.....40
General YB Series Unloaders.....52
General YU Series High Volume Unloaders.....52
General YU Series Reduced Pressure Unloaders.....52
General YU Series Pressure Unloaders.....52
Giant Flow Actuated 22600 Series Unloaders.....51
Giant Pressure Actuated Heavy Duty Unloaders.....53

Giant Pressure Relief Valves.....56
Giant Pumps.....27
 Giant Pump Repair Kits.....31
Giant Trigger Guns.....39
Giant Turbo Nozzles.....45
Graffiti Removal Liquid.....17
Green Flexogen Garden Hoses.....21
Ground Fault Circuit Interrupters.....66
Guns.....See Trigger Guns

H

Heavy Duty Black Rubber Industrial Garden Hoses.....21
Heavy Duty Cleaner Kit.....14
Heavy Duty Powder.....15
Heavy Duty Truck Wash Kit.....14
Hose Reels.....24
 Hose Reel Brackets.....24
 Non-Pivoting Hose Reels.....24
 Pivoting Hose Reels.....24
Hoses.....20,21,22,23
 Chemical Hoses.....22
 Combination Steam Cleaner/Pressure Washer Hoses.....20
 Custom Size Connection Hoses.....23
 Garden Hoses.....21
 Green Flexogen Garden Hoses.....21
 Heavy Duty Black Rubber Industrial Garden Hoses.....21
 Hose Reels.....24
 Hose Reel Brackets.....24
 Pressure Washer Hoses.....20
 Pulse Hoses.....22
 Push-On Fuel Hose.....22
 Red Flexogen Garden Hoses.....21
Hot Pressure Washers.....6,7,8
 Entry Level Oil Fired Hot Pressure Washers.....6
 Gas Fired Hot Pressure Washers.....8
 Oil Fired Hot Pressure Washers.....7
Hypro Pumps.....28
 Hypro Pump Repair Kits.....32

I

Inlet Pressure Regulator.....63
Inlet Water Strainers.....63

L

Lances.....See Wands
Liquids.....16,17
 Graffiti Removal Liquid.....17
 Masonry Graffiti Removal Liquid.....17
 Spray Wax Liquid.....16

M

Masonry Graffiti Removal Liquid.....17
Motorized Shutters.....19
Motors.....33,34

N

Non-Pivoting Hose Reels.....24
Nozzle Holders.....50
 Adjustable Nozzle Holders.....50
 Double Nozzle Holders.....50
Nozzles.....45,46,47,48,49,50,60
 1/4 MEG Pressure Washer Nozzles.....49
 Fuel Nozzles (Burner Nozzles).....60
 General Rotomax Nozzles.....45
 Giant Turbo Nozzles.....45

Product Index

Quick Connect Brass Soap Nozzles.....	48	Giant Pump Repair Kits.....	31
Quick Connect Pressure Washer Nozzles.....	48	Hypro Pump Repair Kits.....	32
Rotating Nozzles (Turbo).....	45,46	Pumps	25,26,27,28,29
Steam Nozzles.....	50	AR North America Pumps.....	29
Suttner Rotating Nozzles.....	46	Cat Pumps.....	26
Variable Angle Spray Nozzles.....	47	General Pumps.....	25
Wet Sandblasting Kits.....	47	Giant Pumps.....	27
		Hypro Pumps.....	28
		Push-On Fuel Hose	22
O		Q	
Oil	70	Quick Connect Brass Soap Nozzles	48
Pump Oil.....	70	Quick Connect Pressure Washer Nozzles	48
Oil Fired Combination Washers	11	Quick Couplings	57,58
Oil Fired Hot Pressure Washers	6,7	Quick Connect Plugs.....	57
Oil Fired Steam Cleaners	9	Quick Connect Sockets.....	58
Over Temperature Switches	64		
		R	
		Red Flexogen Garden Hoses	21
P		Rotary Surface Cleaner	71
Pivoting Hose Reels	24	Rotating Nozzles (Turbo)	45,46
Plated Steel Lances	42	General Rotomax Nozzles.....	45
Powders	15,16	Giant Turbo Nozzles.....	45
All Purpose Powder.....	15	Suttner Rotating Nozzles.....	46
Cabinet Washer Powder.....	16	Rubber Grommets	68
Car Wash Detergent Powder.....	15		
Coil Clean Powder.....	16	S	
Heavy Duty Powder.....	15	Sheaves	See Pulleys
Super Hot Steam Cleaner Powder.....	15	Shutters	19
Pressure Actuated Unloaders	52,53,54	Automatic Shutters.....	19
AR North America Multi-Port Pressure Actuated Unloaders.....	53	Motorized Shutters.....	19
AR North America Pressure Actuated Unloaders.....	54	SO Wire	67
General YB Series Unloaders.....	52	Solenoid Valves	59,60,61
General YU Series High Volume Unloaders.....	52	Fuel Solenoid Valves.....	60
General YU Series Reduced Pressure Unloaders.....	52	Gas Solenoid Valves.....	59
General YU Series Unloaders.....	52	Solution Solenoid Valves.....	61
Giant Pressure Actuated Heavy Duty Unloaders.....	53	Solution Solenoid Valves	61
Suttner Pressure Actuated Unloaders.....	53	Spray Nozzles	See Nozzles
Pressure Gauges	69	Spray Wax Liquid	16
Pressure Regulator	63	Stainless Steel Lances	42,43,44
Inlet Pressure Regulator.....	63	Steam Cleaners	9,10
Pressure Relief Valves	56	Gas Fired Steam Cleaners.....	10
Pressure Switches	64	Oil Fired Steam Cleaners.....	9
Pressure Washer Hoses	20	Steam Nozzles	50
Combination Steam Cleaner/Pressure Washer Hoses.....	20	Steel Lances	42,43,44
Pressure Washer Hoses.....	20	Strainers	63
Pressure Washers	4,5,6,7,8	Chemical Strainers.....	63
Cold Pressure Washers.....	4,5	Inlet Water Strainers.....	63
Hot Pressure Washers.....	6,7,8	Super Hot Steam Cleaner Powder	15
Pulleys	35,36,37	Suttner Adjustable Chemical Injectors	55
2AK Pulleys.....	36	Suttner Dual Lance Wands	43
2BK Pulleys.....	37	Suttner Fixed Chemical Injectors	55
AK Pulleys.....	35	Suttner Pressure Actuated Unloaders	53
A-Sized Pulleys.....	35,36	Suttner Rotating Nozzles	46
BK Pulleys.....	36	Suttner Trigger Guns	38,39
B-Sized Pulleys.....	36,37	Switches	64,65
Double Groove Pulleys.....	36,37	Contactors.....	65
Single Groove Pulleys.....	35,36	Flow Switches.....	64
Tapered Hubs.....	35	Over Temperature Switches.....	64
Pulsation Dampeners	22,69	Pressure Switches.....	64
Accumulators.....	69	Thermal Overloads.....	65
Pulse Hoses.....	22	Toggle Switches.....	65
Pulse Hoses	22		
Pump Oil	70		
Pump Repair Kits	30,31,32		
AR North America Pump Repair Kits.....	32		
Cat Pump Repair Kits.....	31		
General Pump Repair Kits.....	30		

Product Index

T

Tapered Hubs.....35
Telescoping Wands.....44
Test Gauges.....69
Thermal Overloads.....65
Thermal Relief Valves.....56
Toggle Switches.....65
Trigger Guns.....38,39,40,41
 AR North America Trigger Guns.....41
 General Trigger Guns.....40
 Giant Trigger Guns.....39
 Suttner Trigger Guns.....38,39
Triplex Plunger Pumps.....See Pumps
Turbo Nozzles.....45,46
 General Rotomax Nozzles.....45
 Giant Turbo Nozzles.....45
 Suttner Rotating Nozzles.....46
Twist Connect Fittings.....58

16 Gauge AWG Wire.....67
 SO Wire.....67
 Strain Reliefs.....68
Wire Strain Reliefs.....68

U

Unloaders.....51,52,53,54
 AR North America Multi-Port Pressure Actuated Unloaders.....53
 AR North America Pressure Actuated Unloaders.....54
 Flow Actuated Unloaders.....51
 General Flow Actuated Unloaders.....51
 General YB Series Pressure Actuated Unloaders.....52
 General YU Series High Volume Pressure Actuated Unloaders.....52
 General YU Series Reduced Pressure Actuated Unloaders.....52
 General YU Series Pressure Actuated Unloaders.....52
 Giant Flow Actuated Unloaders.....51
 Giant Pressure Actuated Heavy Duty Unloaders.....53
 Pressure Actuated Unloaders.....52,53,54
 Suttner Pressure Actuated Unloaders.....53

V

Valves.....51,52,53,54,56,59,60,61,62,63
 Ball Valves.....62
 Chemical Metering Valves.....63
 Float Valves.....61,62
 Flow Actuated Unloader Valves.....51
 Fuel Solenoid Valves.....60
 Gas Solenoid Valves.....59
 Pressure Actuated Unloader Valves.....52,53,54
 Pressure Relief Valves.....56
 Reduced Pressure Unloader Valves.....52
 Solution Solenoid Valves.....61
 Thermal Relief Valves.....56
Variable Angle Spray Nozzles.....47
Ventilation Equipment.....See Fans

W

Wands.....42,43,44
 AR North America Dual Lance Wands.....44
 Dual Lance Wands.....43
 Dual Lances.....43
 General Dual Lance Wands.....43
 Plated Steel Lances.....42
 Stainless Steel Lances.....42
 Steel Lances.....42
 Suttner Dual Lance Wands.....43
 Telescoping Wands.....44
Wet Sandblasting Kits.....47
Wire.....67,68